

**** Incoming First Grade – Reading & Math Summer Packet ****

Dear Parents/Guardians:

There is so much growth that occurs throughout the year and according to research, summer is a critical time when students may leap ahead or fall behind. As a way to prepare your child for first grade, here are some fun and engaging activities to complete over the summer.

This packet should be completed and turned in once school starts. It will be due no later than September 9, 2019 and will be counted as a homework grade.

- * Read at least three books and complete the attached reading logs
- * Practice letters, sight words, and neat handwriting
- * Practice simple addition and counting

Along with these activities, it is a great idea to continue practicing letter names and sounds, skip counting, and sight words.



We look forward to a fun and exciting school year! Have a great summer!

Thank You,

The First Grade Team

Journeys 2014 Kindergarten

Word List

Unit 1	Unit 4	Unit 5	Unit 6
I	is	make	do
like	of	them	went
the	so	give	only
and	how	play	down
	where	say	little
	many	new	just
	find	said	have
Unit 2	from	was	one
see	but	then	every
we	this	good	help
a	came	ate	ask
to	on	could	walk
	will	she	look
	into	over	very
	your	her	their
Unit 3	be	all	out
come	that	when	saw
me	who	some	put
with	go	he	off
my	here	away	our
you	soon	must	day
what	for	no	take
are	they	by	too
now	up	there	show

A List of High-Frequency Words in i-Ready Instruction Lessons

i-Ready Diagnostic and Instruction High-Frequency Words lessons cover essential words from the Dolch & Fry word lists. The lessons use activities that include cloze sentences, puzzles, word-sound matching, and story-centered fill-in-the-blanks to help students more accurately recognize frequently occurring words without the need to apply decoding skills. As a helpful resource, we have created this document showing the words included in each High-Frequency Word lesson.

Kindergarten				
Order	Lesson Name	Included Words		
1	High-Frequency Words: 1 – Level K	in to	is the	it for
2	High-Frequency Words: 2 – Level K	jump find	run play	look make
3	High-Frequency Words: 3 – Level K	you my	me man	we men
4	High-Frequency Words: 4 – Level K	blue one	red two	yellow three
5	High-Frequency Words: 5 – Level K	a can	and help	big I
6	High-Frequency Words: 6 – Level K	box hand	day name	end way
7	High-Frequency Words: 7 – Level K	four like	yes now	no on
8	High-Frequency Words: 8 – Level K	up here	down where	away said
9	High-Frequency Words: 9 – Level K	ball go	see funny	come little
10	High-Frequency Words: 10 – Level K	am be	at do	are was
11	High-Frequency Words: 11 – Level K	ran ride	went saw	came say
12	High-Frequency Words: 12 – Level K	get must	ate did	eat ear
13	High-Frequency Words: 13 – Level K	this into	that out	under please
14	High-Frequency Words: 14 – Level K	they there	he our	she have








SCHOLASTIC READ A PALOOKA SUMMER READING CHALLENGE

AGES 0-2 (BY TITLE, AUTHOR & ILLUSTRATOR)

- *Baby Shark: Doo Doo Doo Doo Doo Doo*
Nathan Neary (Author) & John John Bajet (Illustrator)
- *Grow on STEAM: This Bug Needs a Boat* 
Melanie Worth (Author) & Wook Jin Jung (Illustrator)
- *You Are My Magical Unicorn*
Joyce Wan (Author & Illustrator)
- *Will Giraffe Laugh?* 
Hilary Leung (Author)
- *Scholastic Early Learners: Look Who's Mooing!* 
- *No, David!* 
David Shannon (Author & Illustrator)
- *Will Ladybug Hug?* 
Hilary Leung (Author)
- *Grumpy Bird*
Jeremy Tankard (Author)
- *Groovy Joe: If You're Groovy and You Know It, Hug a Friend (#3)* 
Eric Litwin (Author) & Tom Lichtenheld (Illustrator)
- *Rookie Toddler®—Sing Along Toddler: The Wheels on the Truck Go 'Round and 'Round* 
Children's Press (Author)
- *I Love Old MacDonald's Farm*
Sandra Magsamen (Author & Illustrator)
- *Hi-Five Animals!*
Ross Burach (Author & Illustrator)
- *Dream Big, Little One*
Vashti Harrison (Author & Illustrator)
- *Rookie Toddler®—First Concepts: Can You Find the Colors?* 
Children's Press (Author)
- *I Just Want to Say Good Night*
Rachel Isadora (Author & Illustrator)
- *Toad on the Road: A Cautionary Tale*
Stephen Shaskan (Author & Illustrator)
- *Grandma Loves You Because You're You*
Liza Baker (Author) & David McPhail (Illustrator)
- *Penguins Love Their ABC's* 
Sarah Aspinall (Author & Illustrator)
- *We Love the Farm*
Rachael Saunders (Author & Illustrator)
- *My First Mandarin Words with Gordon & Li Li*
Michele Wong McSween (Author) & Nam Doan (Illustrator)
- *My Little Busy Day: Cooking With You* 
Ellen Wisenand (Author) & Mary Hall (Illustrator)
- *Rookie Toddler®: Silly Monsters at Mealtime* 
Kerilyn Acer (Author) & Danny E. Rivera (Illustrator)
- *Good Morning World*
Paul Windsor (Author)
- *Little You*
Richard Van Camp (Author) & Julie Flett (Illustrator)
- *Babies on the Move: Play, Play, Baby!* 
Anna W. Bardaus (Author) & Christine Grove (Illustrator)

*Series 

AGES 3-5 (BY TITLE, AUTHOR & ILLUSTRATOR)

- *Elephant & Piggie: Should I Share My Ice Cream?* 
Mo Willems (Author & Illustrator)
- *The Little Red Fort*
Brenda Maier (Author) & Sonia Sanchez (Illustrator)
- *Grow Up, David!* 
David Shannon (Author & Illustrator)
- *We've Got the Whole World in Our Hands*
Rafael López (Author & Illustrator)
- *Clifford the Big Red Dog: It's Pool Time!* 
Meredith Rusu (Author) & Remy Simard (Illustrator)
- *Thelma the Unicorn*
Aaron Blabey (Author & Illustrator)
- *Alma and How She Got Her Name*
Juana Martinez-Neal (Author & Illustrator)
- *Misunderstood Shark*
Ame Dyckman (Author) & Scott Magoon (Illustrator)
- *Moby Shinobi: Ninja on the Job*
Luke Flowers (Author & Illustrator)
- *The Very Impatient Caterpillar*
Ross Burach (Author & Illustrator)
- *The Word Collector*
Peter H. Reynolds (Author & Illustrator)
- *A Friend for Dragon (Dragon's Tales)* 
Dav Pilkey (Author & Illustrator)
- *Perfect*
Max Amato (Author)
- *Saffron Ice Cream*
Rashin Kheiriyeh (Author & Illustrator)
- *I Need a Hug*
Aaron Blabey (Author & Illustrator)
- *The Three Little Superpigs* 
Claire Evans (Author & Illustrator)
- *How Do Dinosaurs Choose their Pets?* 
Jane Yolen (Author) & Mark Teague (Illustrator)
- *Hello, My Name is...: How Adorabilis Got His Name*
Marisa Polansky (Author) & Joey Chou (Illustrator)
- *Try a Little Kindness*
Henry Cole (Author & Illustrator)
- *My Wish for You: Lessons from my Six-Year-Old Daughter*
Kathryn Hahn (Author) & Brigitte Barrager (Illustrator)
- *Pine & Boof: The Lucky Leaf* 
Ross Burach (Author & Illustrator)
- *Unicorn Magic*
Sabina Gibson (Author & Illustrator)
- *Amigo*
Carlos Zamora (Author & Illustrator)
- *Drawn Together*
Minh Lê (Author) & Dan Santat (Illustrator)
- *All Around Us*
Xelena Gonzalez (Author) & Adriana M. Garcia (Illustrator)

SCHOLASTIC READ A PLEthora SUMMER READING CHALLENGE

AGES 6-8 (BY TITLE, AUTHOR & ILLUSTRATOR)

- *Dog Man: Brawl of the Wild (#6)* Dav Pilkey (Author & Illustrator)
- *Mac B. Kid Spy: Mac Undercover (#1)* Mac Barnett (Author) & Mike Lowery (Illustrator)
- *Owl Diaries: Eva and Baby Mo (#10)* Rebecca Elliott (Author & Illustrator)
- *Ranger in Time: Disaster on the Titanic (#9)* Kate Messner (Author) & Kelley McMorris (Illustrator)
- *The Sun Is Kind of a Big Deal* Nick Seluk (Author & Illustrator)
- *Dragons Eat Noodles on Tuesdays* Jon Stahl (Author) & Tadgh Bentley (Illustrator)
- *What If You Had T. Rex Teeth?: And Other Dinosaur Parts* Sandra Markle (Author) & Howard McWilliam (Illustrator)
- *Hidden Figures: The True Story of Four Black Women and the Space Race* Margot Lee Shetterly (Author) & Laura Freeman (Illustrator)
- *Ordinary People Change the World: I Am Neil Armstrong* Brad Meltzer (Author) & Christopher Eliopoulos (Illustrator)
- *Geronimo Stilton: Lost Treasure of the Emerald Eye (#1)*
- *WeirDo (#1)* Anh Do (Author)
- *Fly Guy Presents: Sharks* Tedd Arnold (Author & Illustrator)
- *Unicorn and Yeti: A Good Team, An Acorn Book (#2)* Heather Ayris Burnell (Author) & Hazel Quintanilla (Illustrator)
- *Press Start!: Super Rabbit Boy vs. Supper Rabbit Boss! (#4)* Thomas Flintham (Author & Illustrator)
- *Mermaids to the Rescue: Lana Swims North (#2)* Lisa Ann Scott (Author & Illustrator)
- *The Binder of Doom: Brute-Cake (#1)* Troy Cummings (Author & Illustrator)
- *There Was an Old Lady Books: There was an Old Mermaid Who Swallowed a Shark!* Lucille Colandro (Author) & Jared D. Lee (Illustrator)
- *The Bad Guys in Superbad (#8)* Aaron Blabey (Author & Illustrator)
- *Bad Kitty: Kitten Trouble* Nick Bruel (Author & Illustrator)
- *Pug Pals: Yay for Vacay! (#2)* Flora Ahn (Author & Illustrator)
- *A Crabby Book: Hello, Crabby! (#1)* Jonathan Fenske (Author & Illustrator)
- *The Astronaut Who Painted the Moon: The True Story of Alan Bean* Dean Robbins (Author) & Sean Rubin (Illustrator)
- *Judy Moody and the Right Royal Tea Party* Megan McDonald (Author) & Peter H. Reynolds (Illustrator)
- *Blaire (American Girl: Girl of the Year 2019, Book 1)* Jennifer Castle (Author) & Judith Mallot (Illustrator)

*Series

AGES 9-11 (BY TITLE, AUTHOR & ILLUSTRATOR)

- *The Baby-Sitters Club: Kristy's Big Day (#6)* Ann M. Martin (Author) & Gale Galligan (Illustrator)
- *Because of the Rabbit* Cynthia Lord (Author)
- *DC Comics Secret Hero Society: Science Fair Crisis (#4)* Derek Fridolfs (Author) & Pamela Lovas (Illustrator)
- *A Dog's Porpoise* M.C. Ross (Author)
- *A Drop of Hope* Keith Calabrese (Author)
- *Front Desk* Kelly Yang (Author)
- *I Survived: I Survived the Battle of D-Day, 1944 (#18)* Lauren Tarshis (Author)
- *Kiranmala and the Kingdom Beyond: Game of Stars (#2)* Sayantani DasGupta (Author)
- *Lety Out Loud* Angela Cervantes (Author)
- *Resistance* Jennifer A. Nielsen (Author)
- *Star Wars Jedi Academy: Revenge of the Sis (#7)* Jarrett J. Krosoczka & Amy Ignatow (Author) & Jarrett J. Krosoczka (Illustrator)
- *She Dared: Malala Yousafzai (#2)* Jenni L. Walsh (Author)
- *With the Might of Angels (Dear America)* Andrea Davis Pinkney (Author)
- *Restart* Gordon Korman (Author)
- *The Parker Inheritance* Varian Johnson (Author)
- *The Three Little Superpigs* Claire Evans (Author & Illustrator)
- *American Girl Real Stories from My Time: The March on Washington* Bonnie Bader (Author) & Kelley McMorris (Illustrator)
- *Sarai and the Meaning of Awesome (#1)* Sarai Gonzalez & Monica Brown (Author) & Christine Almeda (Illustrator)
- *Making Friends* Kristen Gudsnuk (Author & Illustrator)
- *Dactyl Hill Squad (#1)* Daniel José Older (Author)
- *Harry Potter and the Sorcerer's Stone: The Illustrated Edition* J.K. Rowling (Author) & Jim Kay (Illustrator)
- *A True Book™- Get Ready to Code: Designing a Game* Jennifer Hackett (Author)
- *Mr. Wolf's Class (#1)* Aron Nels Steinke (Author & Illustrator)
- *Wings of Fire: The Hive Queen (#12)* Tui T. Sutherland (Author)
- *Merci Suárez Changes Gears* Meg Medina (Author)

SCHOLASTIC READ ALOUD! SUMMER READING CHALLENGE

AGES 12-14 (BY TITLE, AUTHOR & ILLUSTRATOR)

- *Betty Before X*
Ilyasah Shabazz & Renée Watson (Authors)
- *Breakout*
Kate Messner (Author)
- *The Darkdeep* 
Ally Condie & Brendan Reichs (Authors)
- *Gamer Army*
Trent Reedy (Author)
- *Grenade*
Alan Gratz (Author)
- *Screenshot*
Donna Cooner (Author)
- *Spin*
Lamar Giles (Author)
- *Focused*
Alyson Gerber (Author)
- *Hurricane Child*
Kheryn Callender (Author)
- *Miles Morales: Spider-Man (A Marvel YA Novel)*
Jason Reynolds (Author)
- *Anything But Okay*
Sarah Darer Littman (Author)
- *Listen to Your Heart*
Kasie West (Author)
- *Frogkisser!*
Garth Nix (Author)
- *The House with Chicken Legs*
Sophie Anderson (Author)
- *The Secret of Nightingale Wood*
Lucy Strange (Author)
- *Top 20 Daredevils: Countdown to Danger* 
Melvin & Gilda Berger (Author) & Berat Pekmezci (Illustrator)
- *Last of Her Name*
Jessica Khoury (Author)
- *Sparrow*
Sarah Moon (Author)
- *Witch Born*
Nicholas Bowling (Author)
- *The Spirit of Cattail County*
Victoria Piontek (Author)
- *Truly Madly Royally*
Debbie Rigaud (Author)
- *Amulet: Supernova (#8)* 
Kazu Kibuishi (Author & illustrator)
- *Rick Riordan Presents: Dragon Pearl* 
Yoon Ha Lee (Author)
- *Tales of the Mighty Code Talkers, Volume 1* 
Arigon Starr, et al. (Author)

YA (BY TITLE, AUTHOR & ILLUSTRATOR)

- *The Music of What Happens*
Bill Konigsberg (Author)
- *Dry*
Neal and Jarrod Shusterman (Authors)
- *Hey, Kiddo*
Jarrett J. Krosoczka (Author & Illustrator)
- *On the Come Up*
Angie Thomas (Author)
- *Shout*
Laurie Halse Anderson (Author)
- *That's Not What Happened*
Kody Keplinger (Author)
- *The Love and Lies of Rukhsana Ali*
Sabina Khan (Author)
- *Overtuned*
Lamar Giles (Author)
- *Dark Sky Rising: Reconstruction and the Dawn of Jim Crow*
Henry Louis Gates, Jr. (Author) with Tonya Bolden
- *Impostors (#1)* 
Scott Westerfeld (Author)
- *Riverdale: The Day Before (#1)* 
Micol Ostow (Author)
- *Five Nights at Freddy's: The Silver Eyes (#1)* 
Scott Cawthon & Kira Breed-Wrisley (Author)
- *HALO: Battle Born* 
Cassandra Rose Clarke (Author)
- *Mortal Engines (#1)* 
Phillip Reeve (Author)
- *Hitler Youth: Growing Up in Hitler's Shadow*
Susan Campbell Bartoletti (Author)
- *The Lines We Cross*
Randa Abdel-Fattah (Author)
- *The Agony House*
Cherie Priest (Author) & Tara O'Connor (Illustrator)
- *Night Witches: A Novel of World War II*
Kathryn Lasky (Author)
- *Anything But Okay*
Sarah Darer Littman (Author)
- *Pretend She's Here*
Luanne Rice (Author)
- *War Horse*
Michael Morpurgo (Author)
- *Last of Her Name*
Jessica Khoury (Author)
- *A Few Red Drops: The Chicago Race Riot of 1919*
Claire Hartfield (Author)

Story **ELEMENTS** organizer

Characters



Setting



Problem



Solution



Name: _____ Date: _____

Sequence Writing

First

Handwriting practice lines for the 'First' section, consisting of four sets of three horizontal lines (top solid, middle dashed, bottom solid).

Next

Handwriting practice lines for the 'Next' section, consisting of four sets of three horizontal lines (top solid, middle dashed, bottom solid).

Last

Handwriting practice lines for the 'Last' section, consisting of four sets of three horizontal lines (top solid, middle dashed, bottom solid).

Name: _____

Date: _____

Characters

Settings

Problem

Solution

Beginning

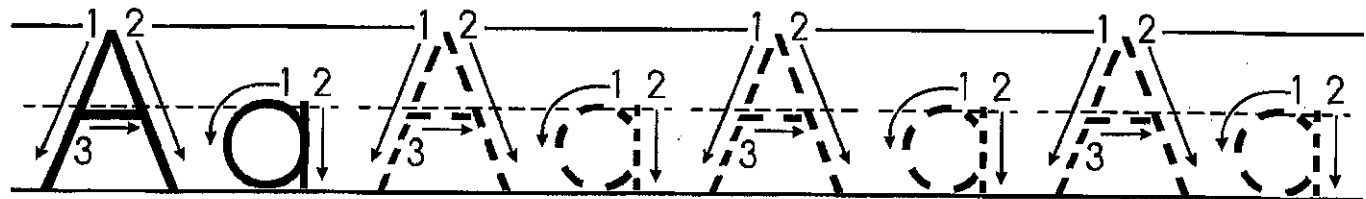
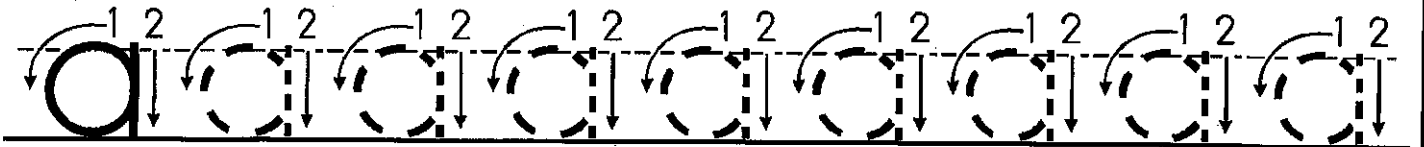
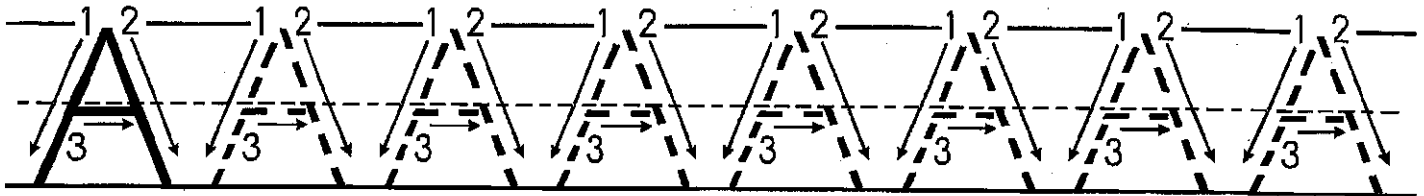

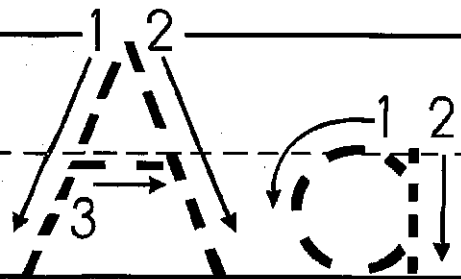
Middle

End

Title: _____

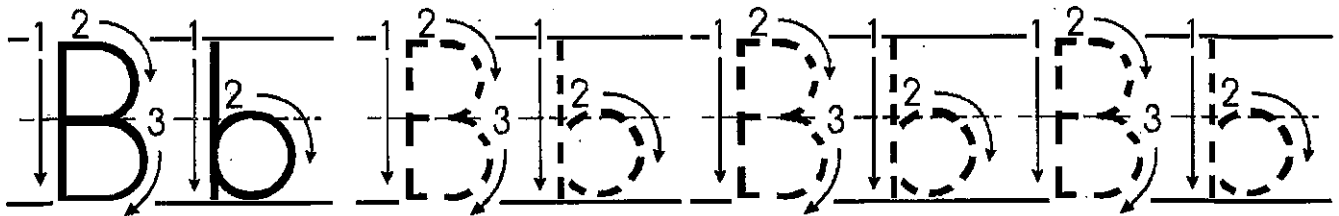
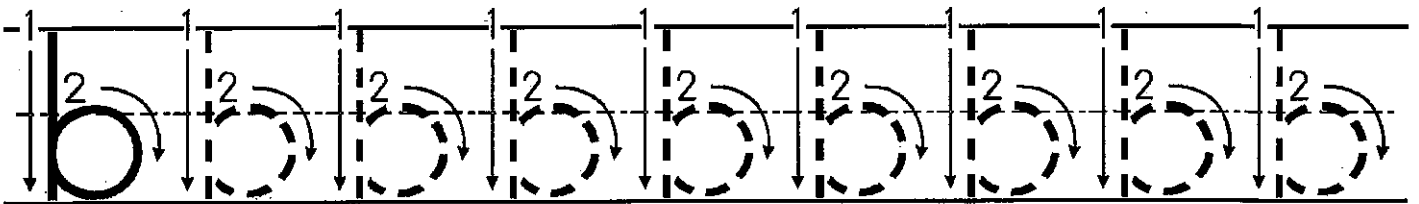
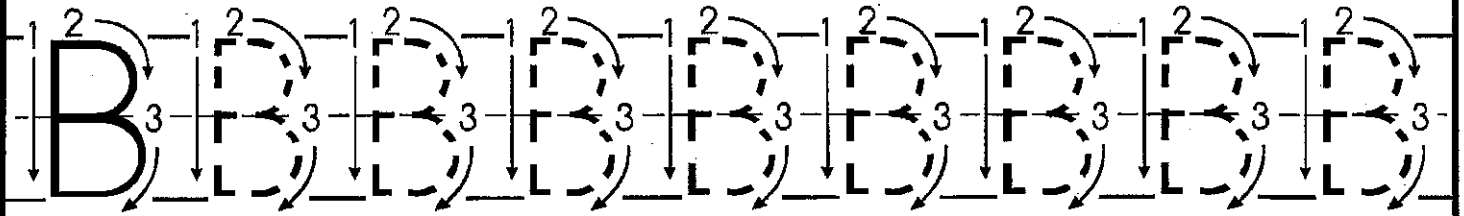
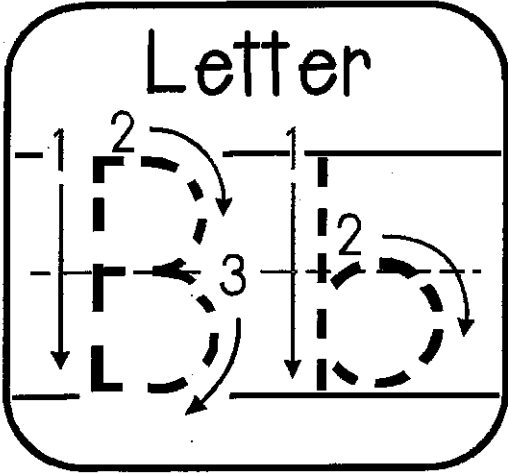

Letter

Name _____



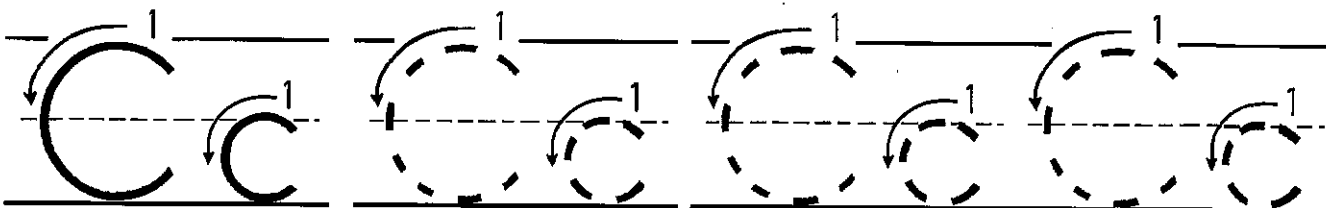
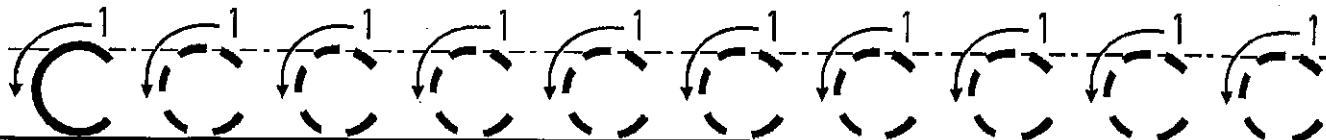
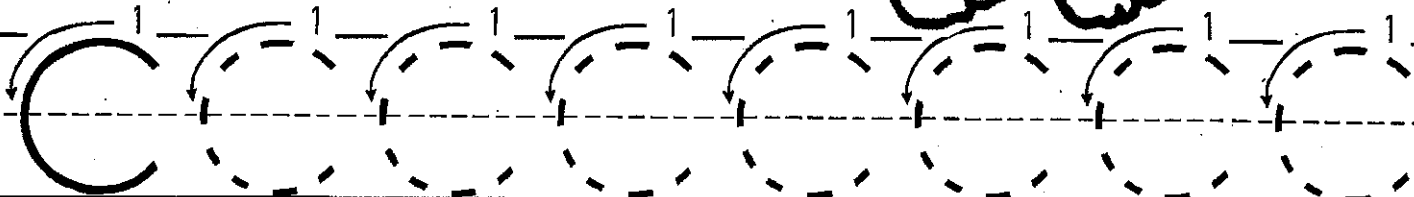

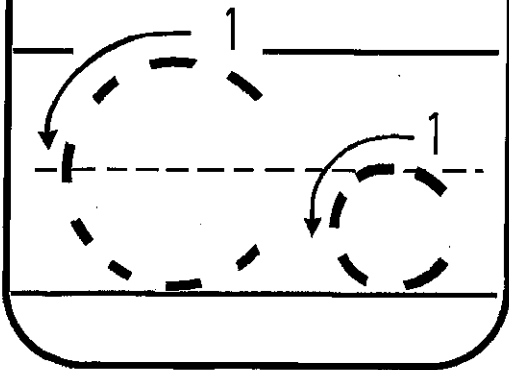
Letter

Name _____



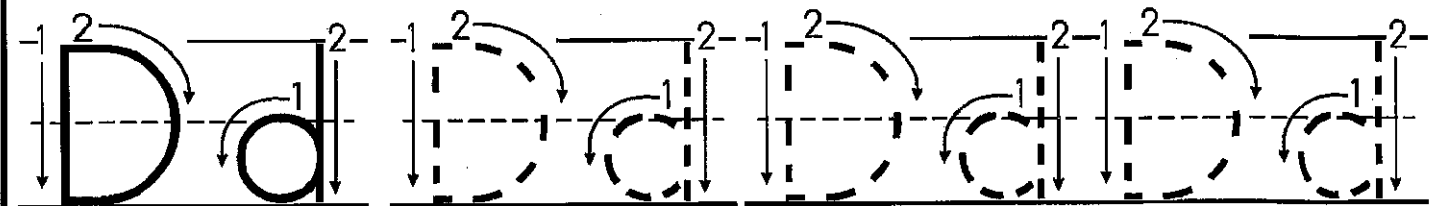
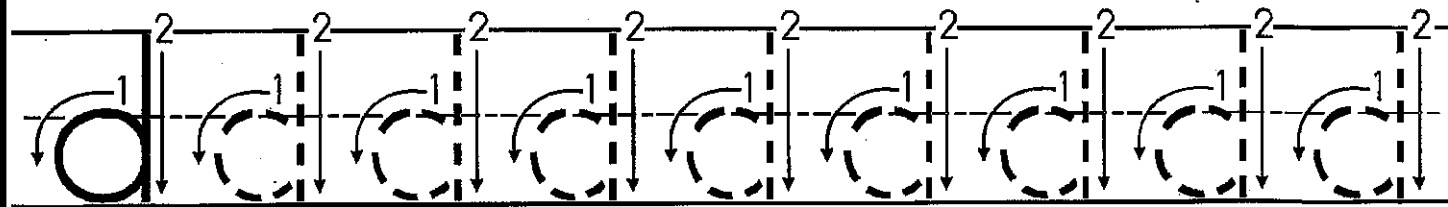
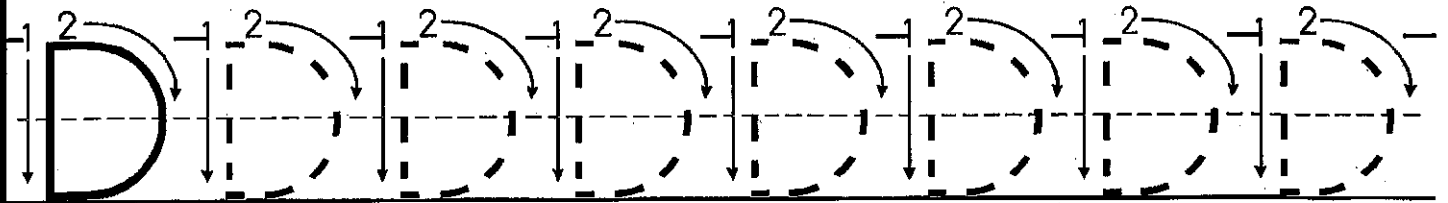

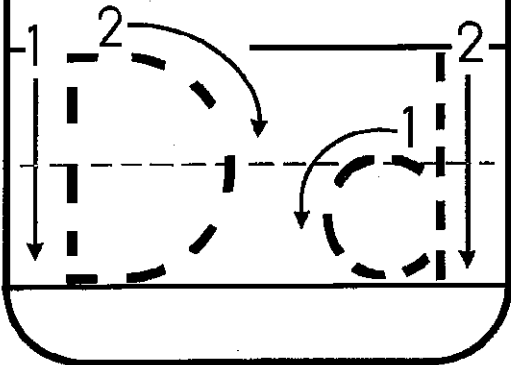
Letter

Name _____



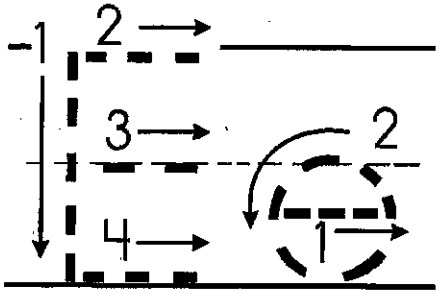

Letter

Name _____



Letter

Name _____



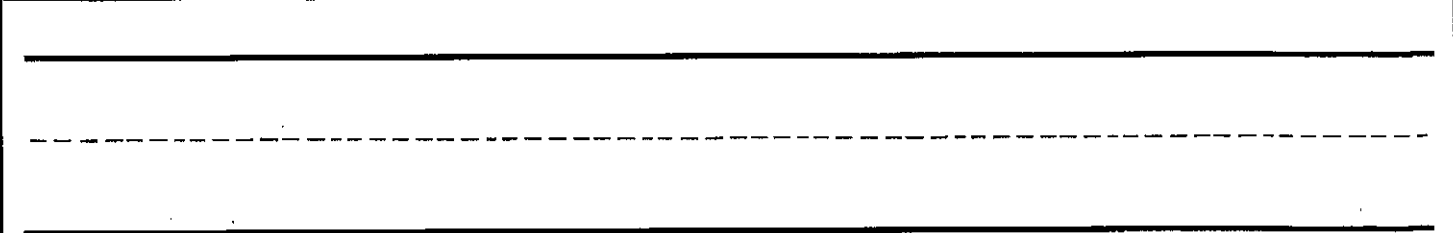
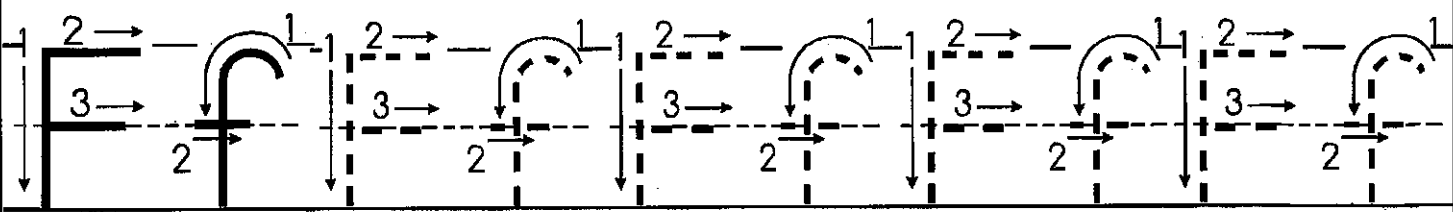
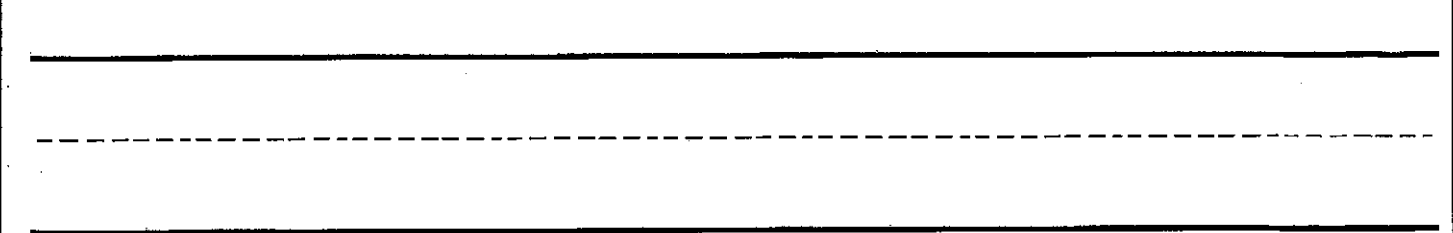
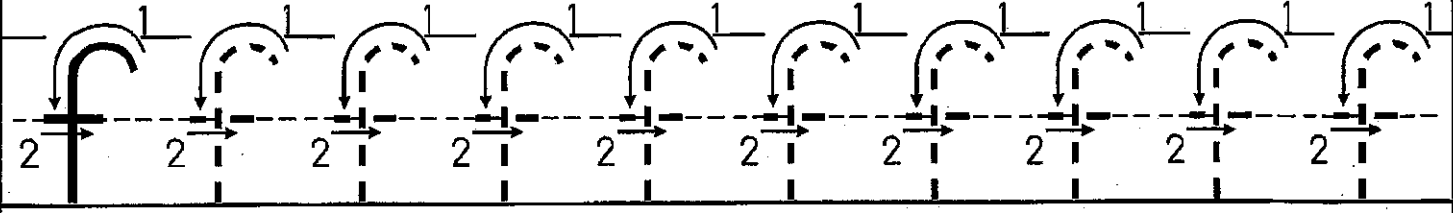
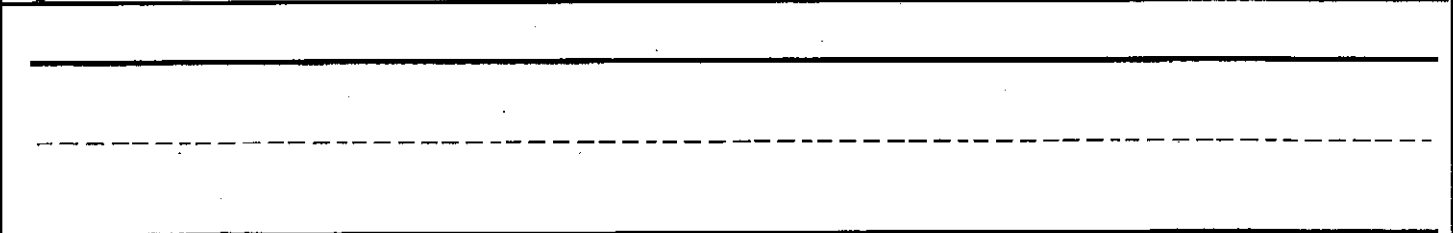
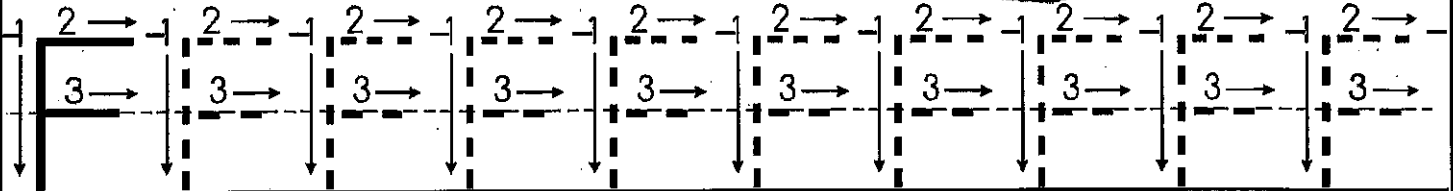

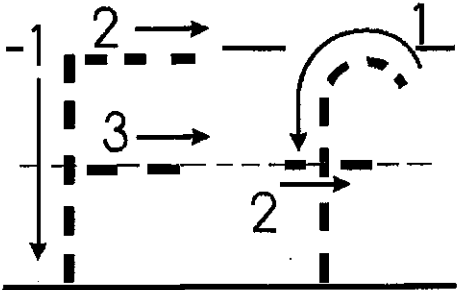
Tracing practice row for the letter 'E'. It consists of 11 dashed 'E' characters on a three-line grid. Each character has numbered arrows indicating stroke order: 1 (vertical down), 2 (top horizontal right), 3 (middle horizontal right), and 4 (bottom horizontal right). Below this row are two blank three-line grids for independent practice.

Tracing practice row for the letter 'e'. It consists of 10 dashed 'e' characters on a three-line grid. Each character has numbered arrows indicating stroke order: 1 (vertical down), 2 (top horizontal right), and 3 (counter-clockwise curve). Below this row are two blank three-line grids for independent practice.

Tracing practice row for the letter 'E'. It consists of 5 dashed 'E' characters on a three-line grid, each with stroke order arrows. This is followed by 5 dashed 'e' characters, each with stroke order arrows. Below this row are two blank three-line grids for independent practice.

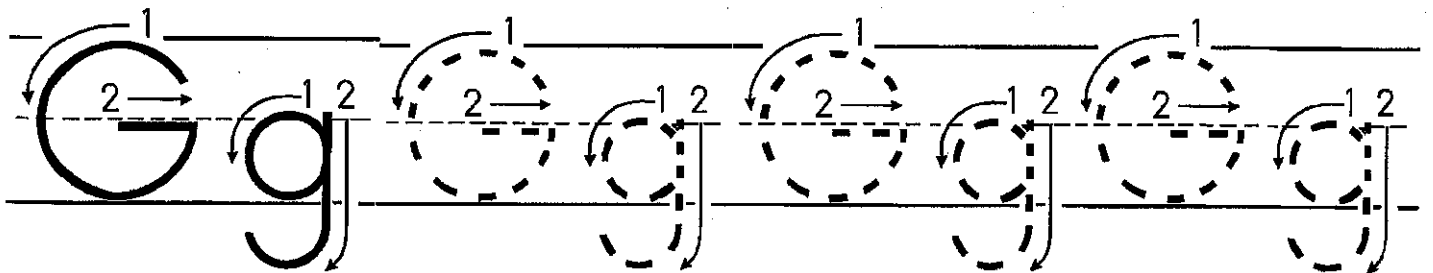
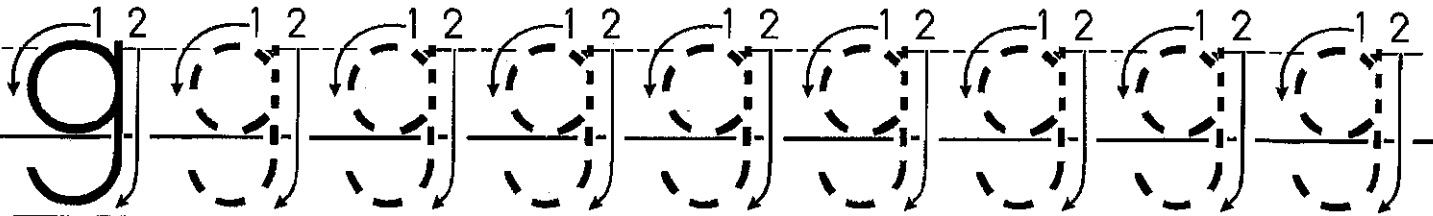
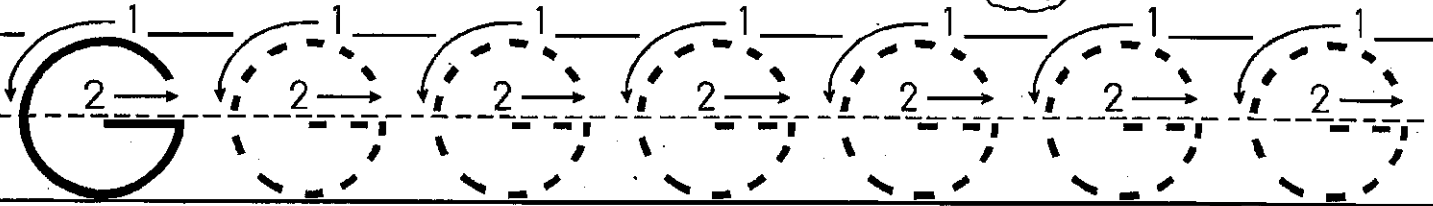

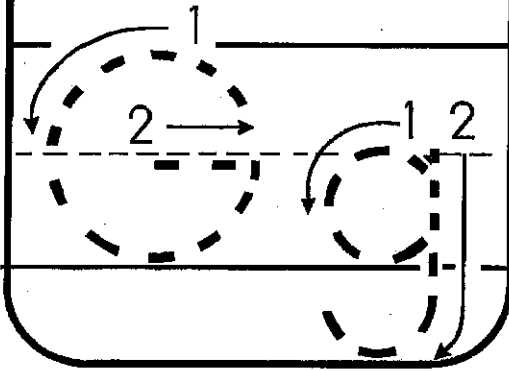
Letter

Name _____



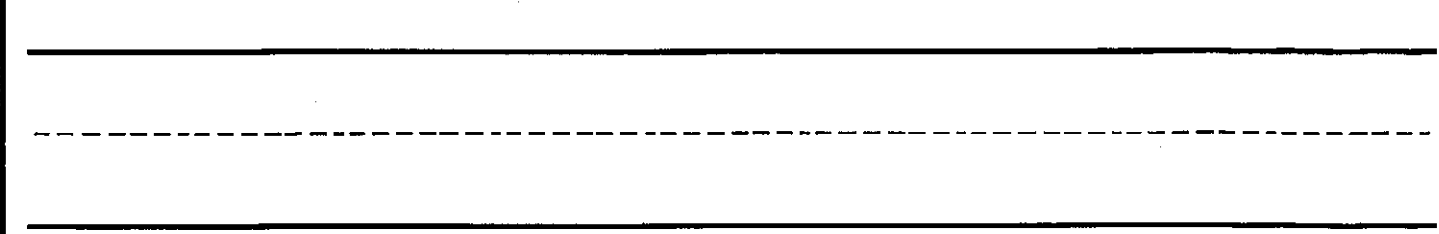
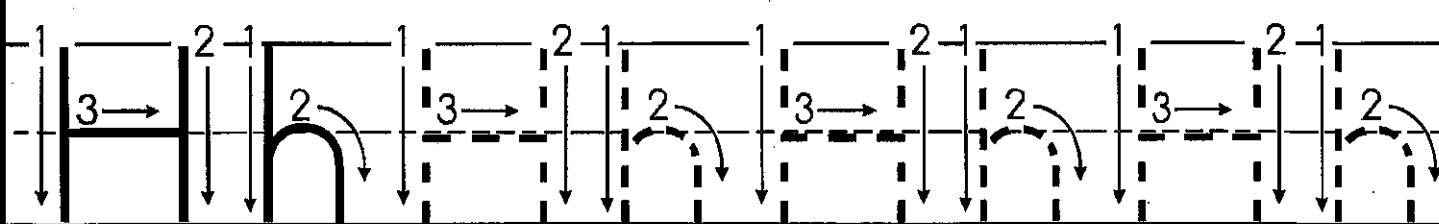
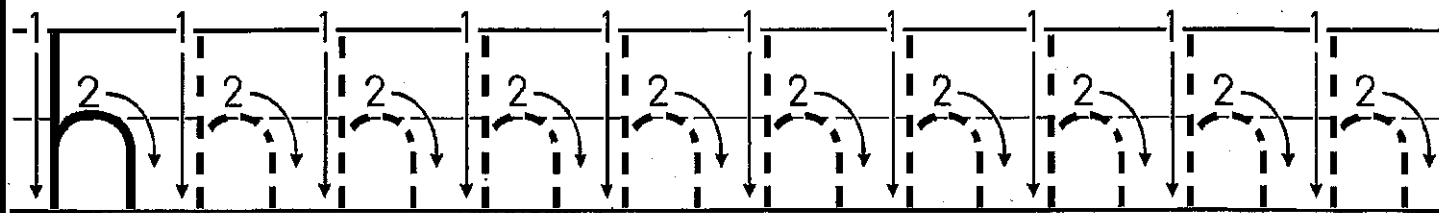
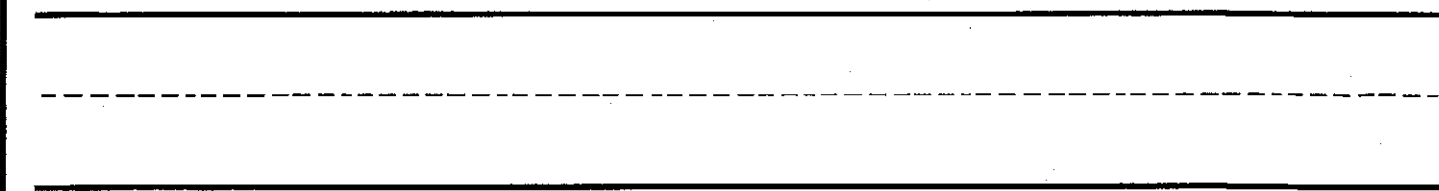
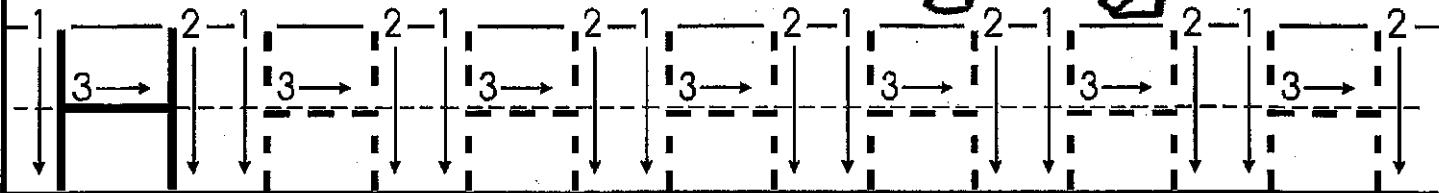
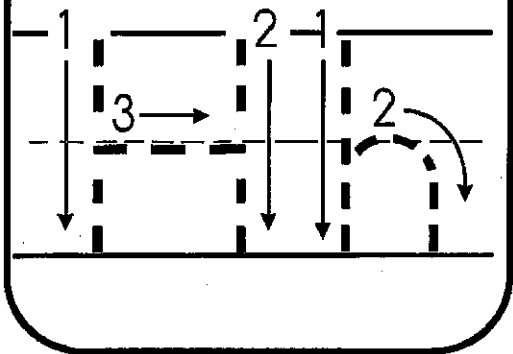
Letter

Name _____

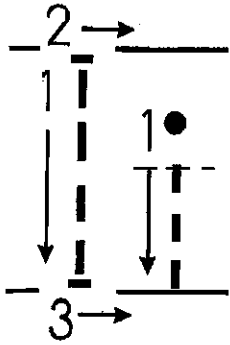


Letter

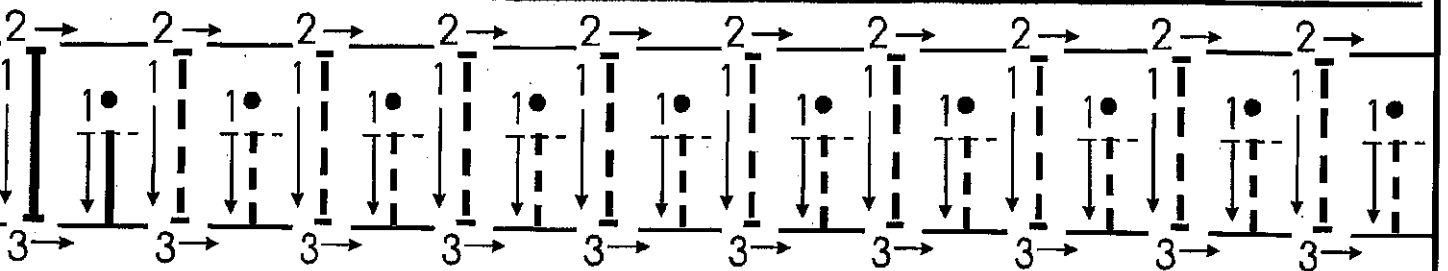
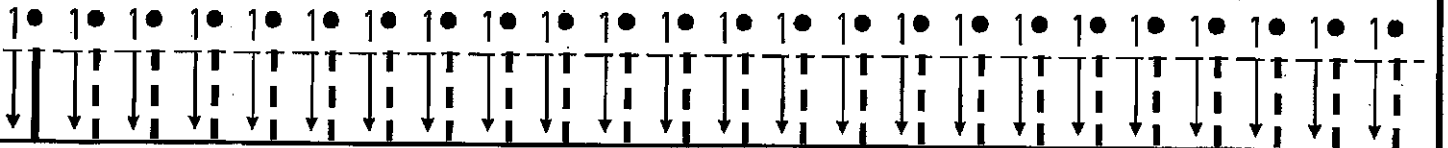
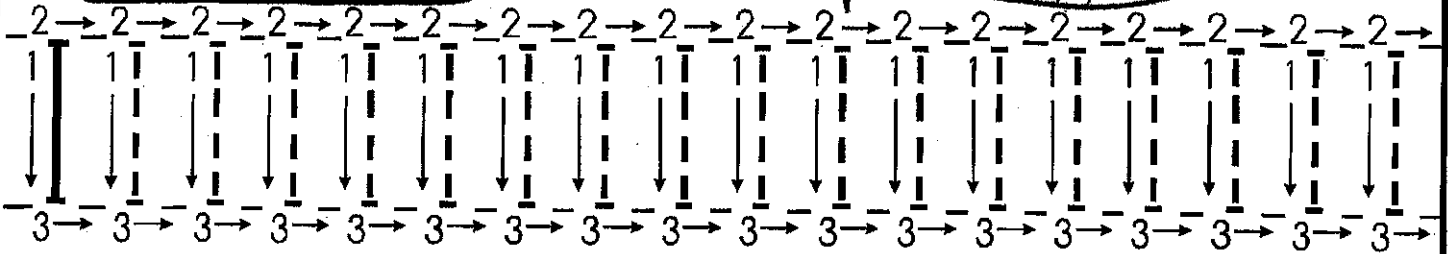
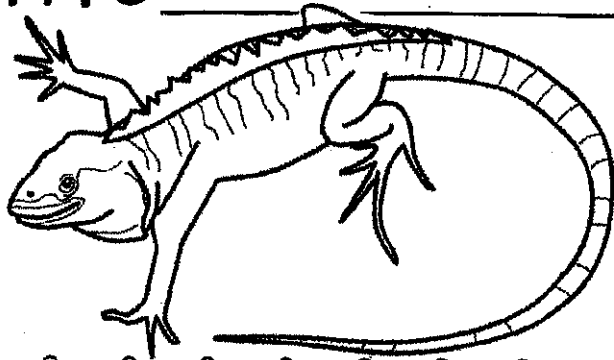
Name _____



Letter

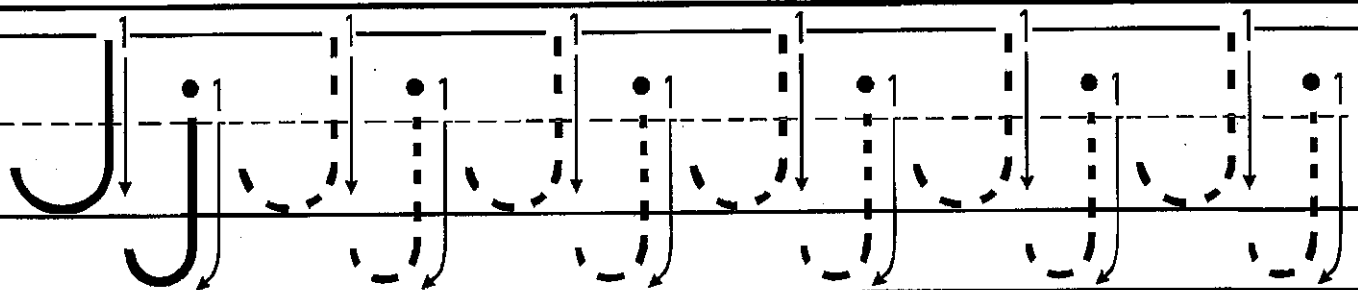
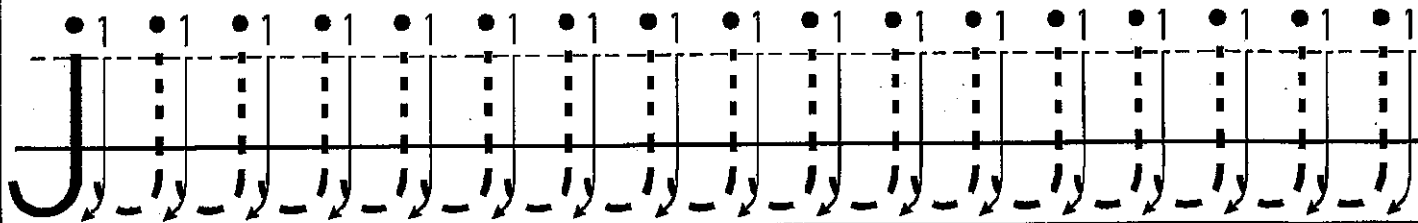
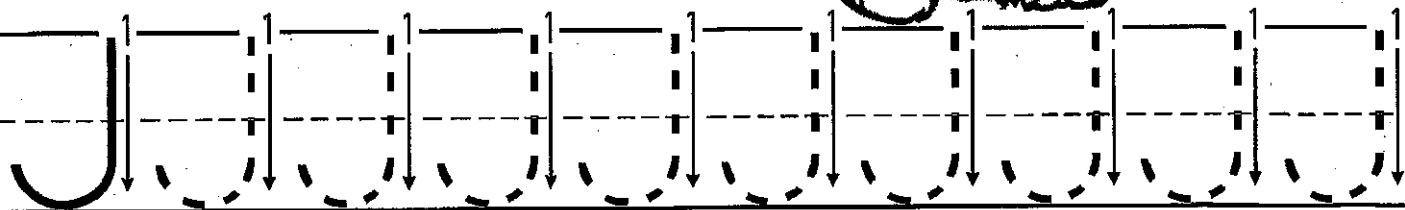
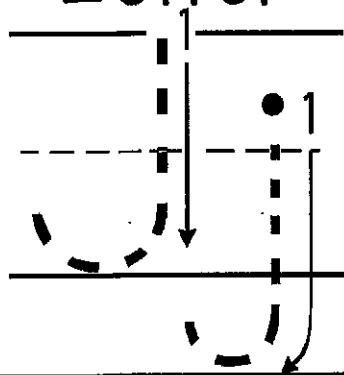


Name _____



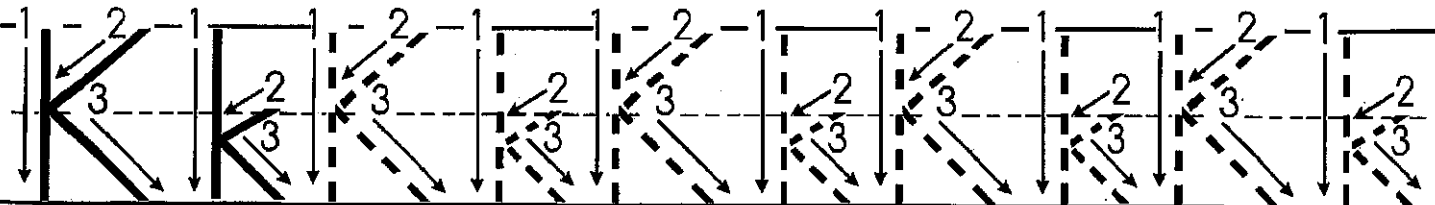
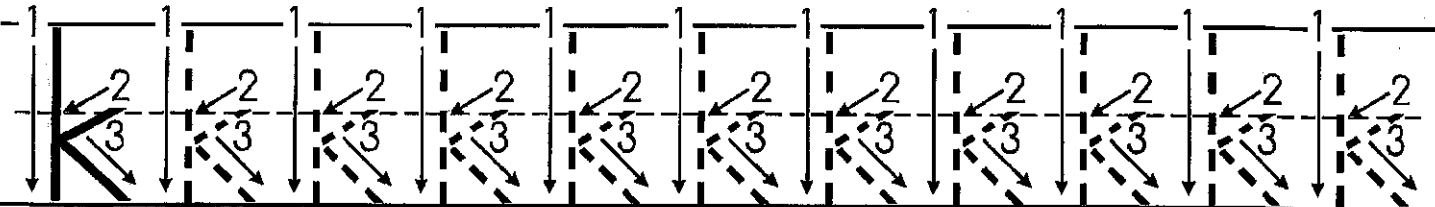
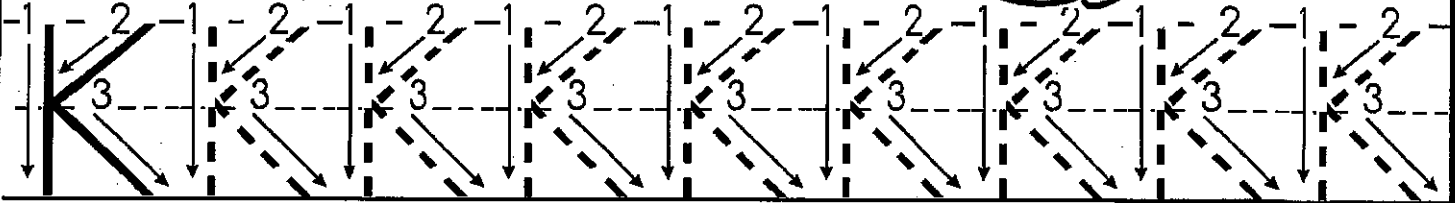
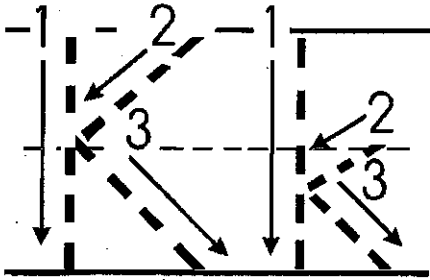
Letter

Name _____



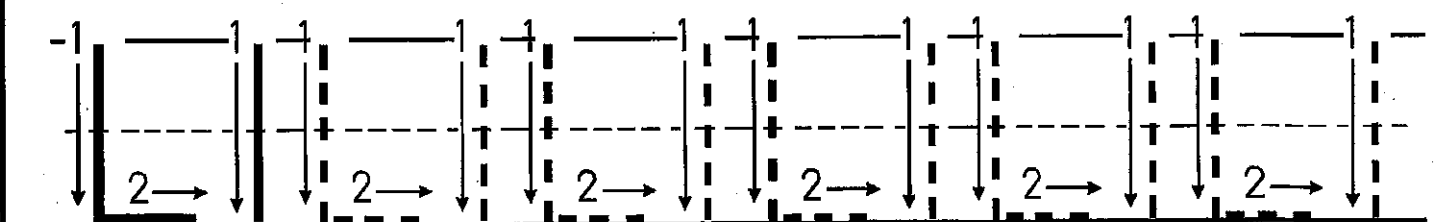
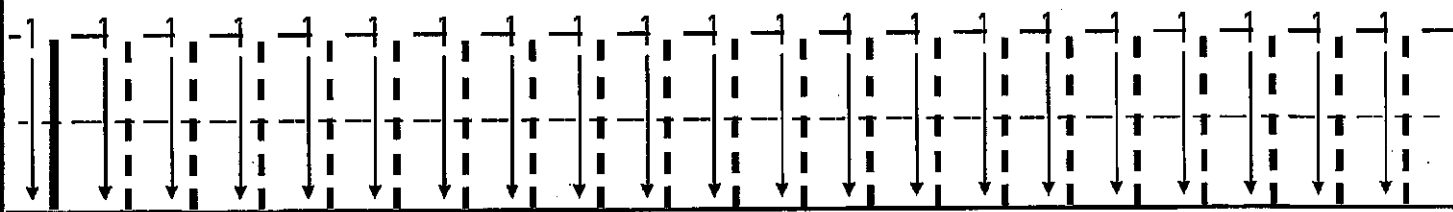
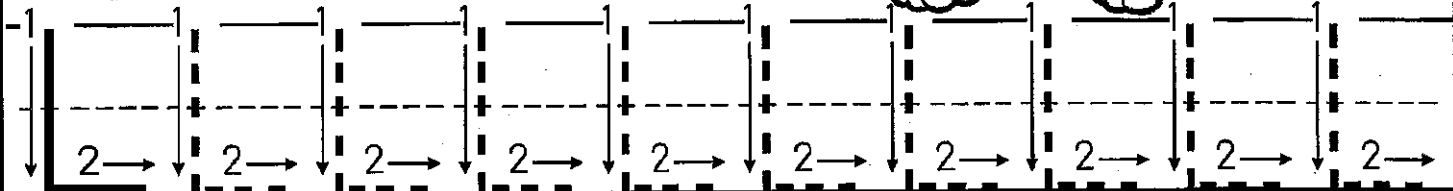

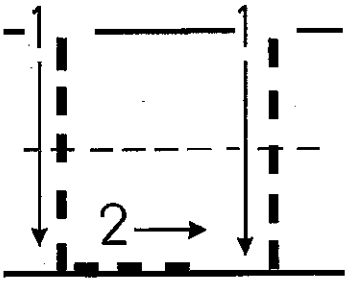
Letter

Name _____



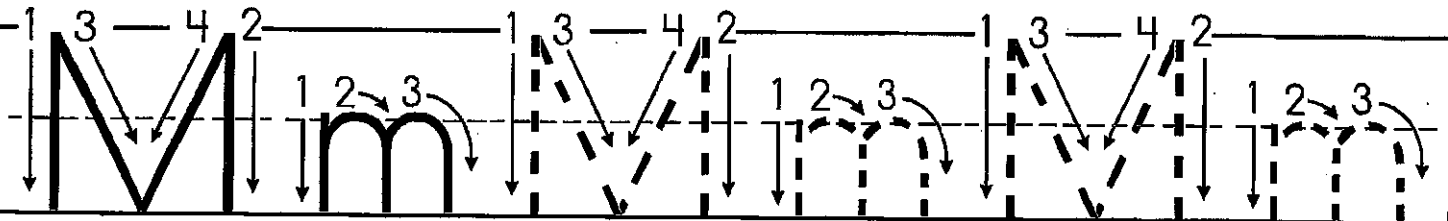
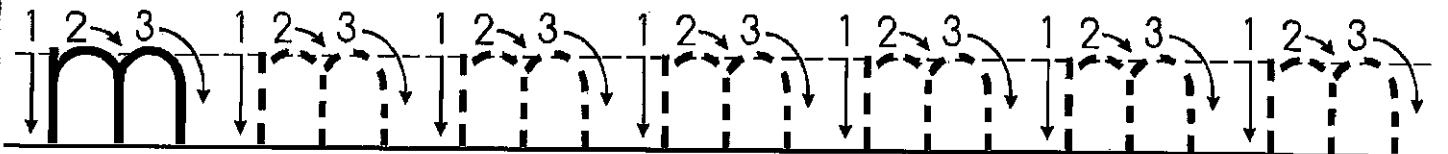
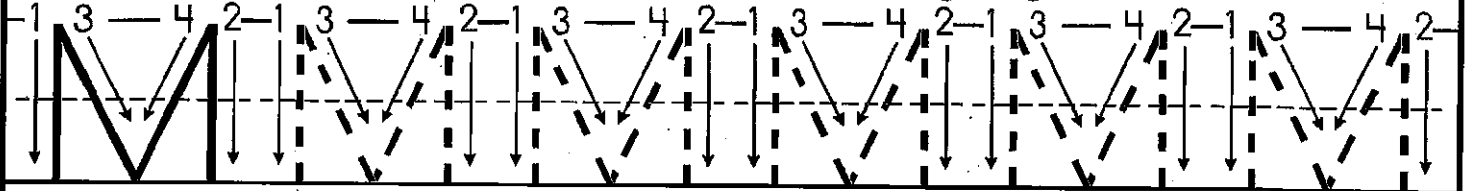
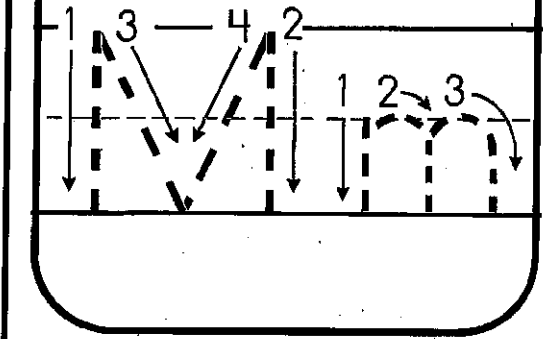

Letter

Name _____



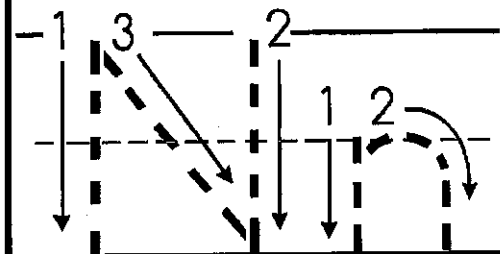

Letter

Name _____



Letter

Name _____



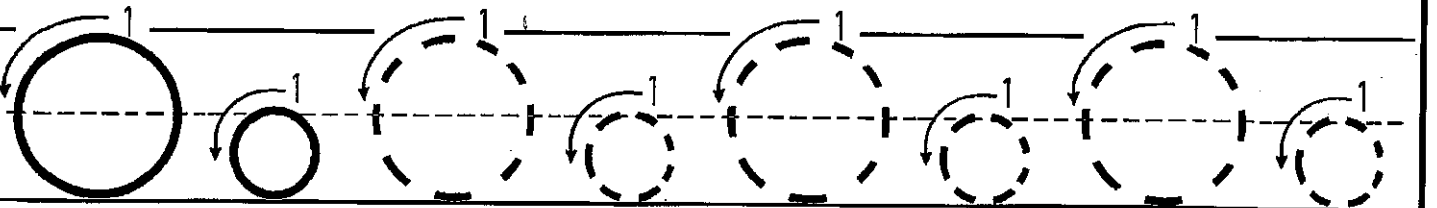
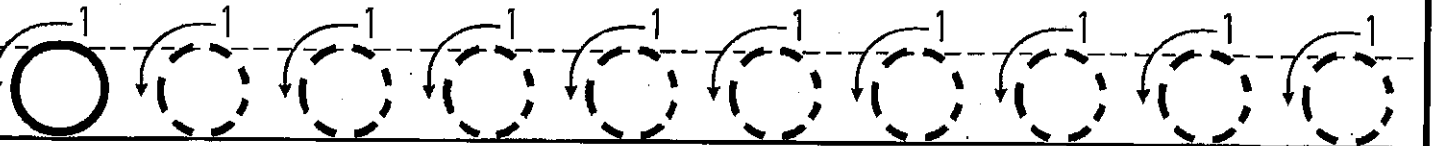
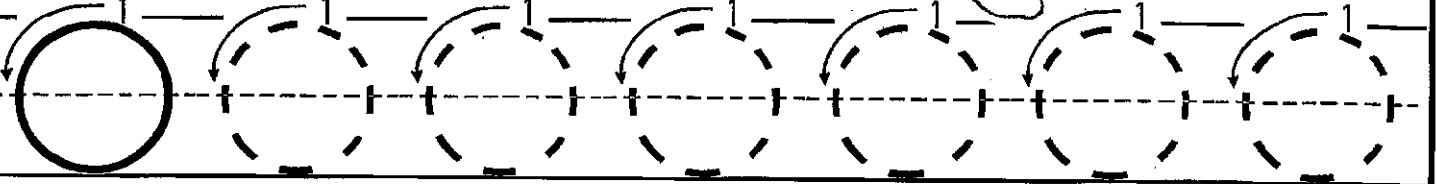
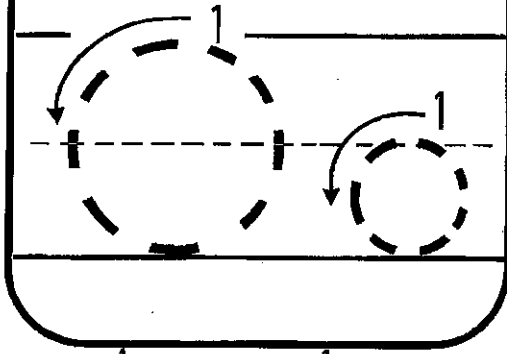

Tracing practice for uppercase letter 'N'. The first 'N' is solid with stroke order arrows. The following 'N's are dashed for tracing. Each 'N' is placed on a set of three horizontal lines (top, middle-dashed, bottom).

Tracing practice for lowercase letter 'n'. The first 'n' is solid with stroke order arrows. The following 'n's are dashed for tracing. Each 'n' is placed on a set of three horizontal lines (top, middle-dashed, bottom).

Tracing practice for uppercase 'N' and lowercase 'n'. The first 'N' is solid with stroke order arrows, followed by a dashed 'N'. The first 'n' is solid with stroke order arrows, followed by a dashed 'n'. Each letter is placed on a set of three horizontal lines (top, middle-dashed, bottom).



Letter

Name _____



Letter

Name _____



Tracing row 1: A solid uppercase 'P' followed by eight dashed uppercase 'P's for tracing. Each letter has numbered arrows indicating stroke order: 1 for the vertical line down, and 2 for the curved top.

Blank handwriting lines for independent practice.

Tracing row 2: A solid lowercase 'p' followed by eight dashed lowercase 'p's for tracing. Each letter has numbered arrows indicating stroke order: 1 for the vertical line down, and 2 for the circular bottom.

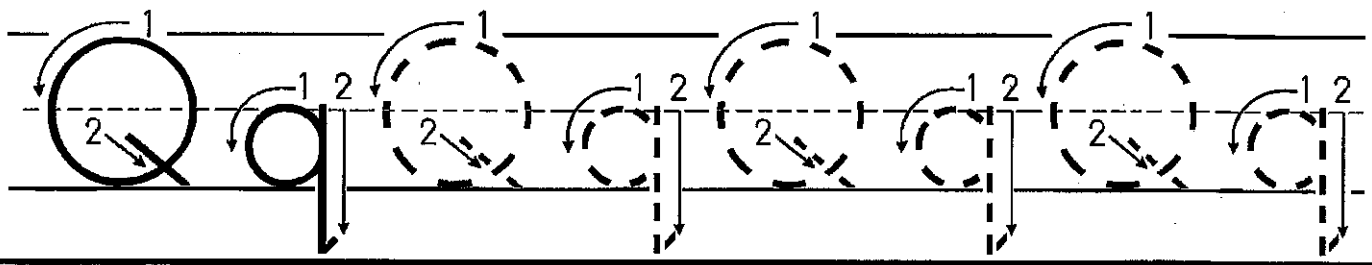
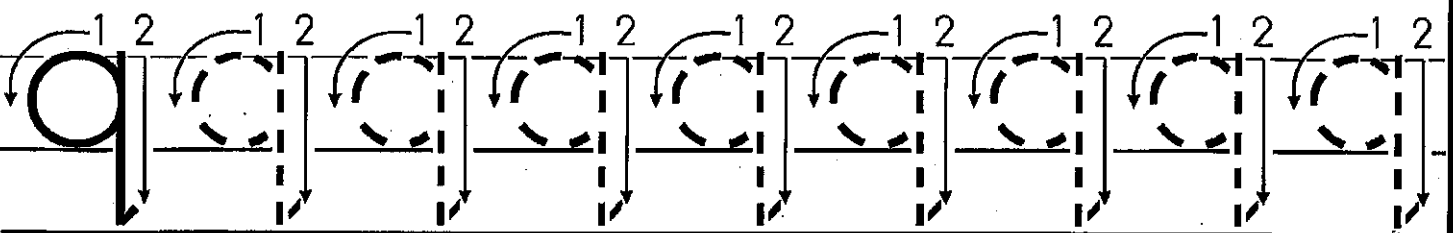
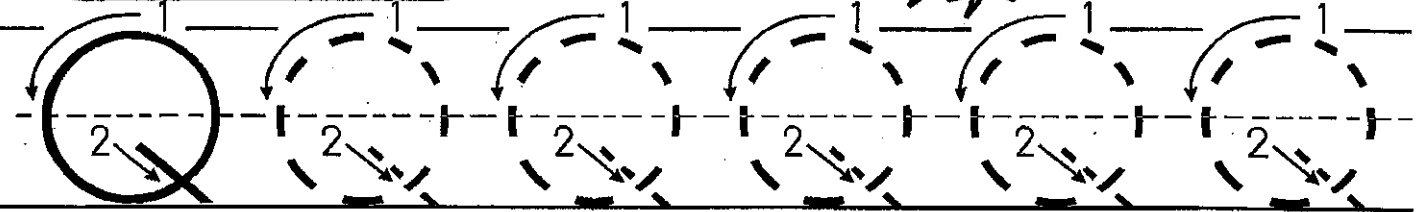
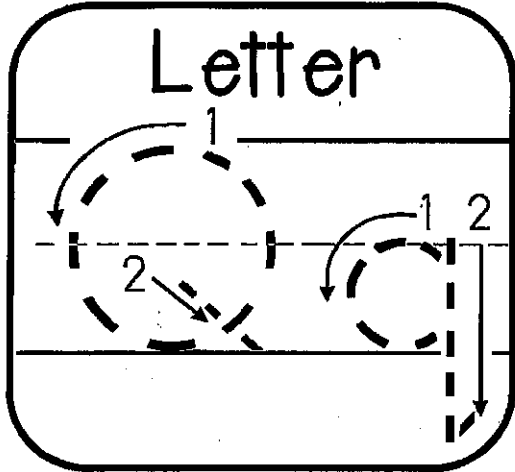

Blank handwriting lines for independent practice.

Tracing row 3: A solid uppercase 'P' followed by a solid lowercase 'p', then six dashed uppercase 'P's and six dashed lowercase 'p's for tracing. Each letter has numbered arrows indicating stroke order.

Blank handwriting lines for independent practice.

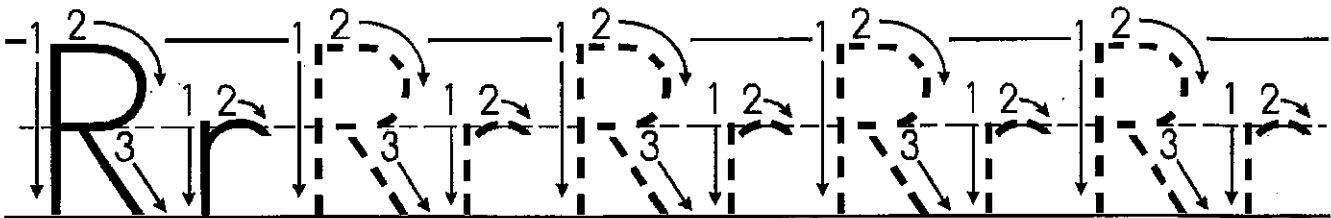
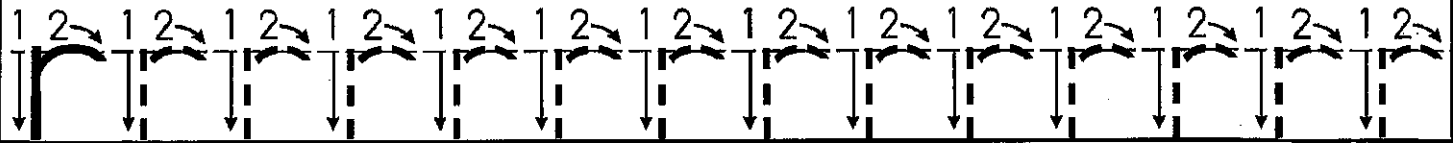
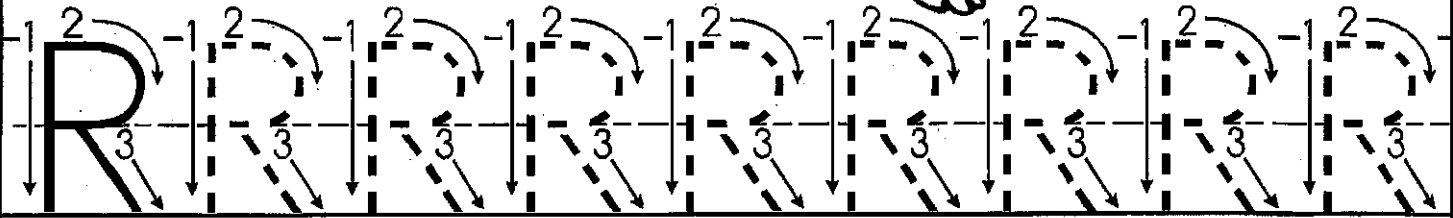
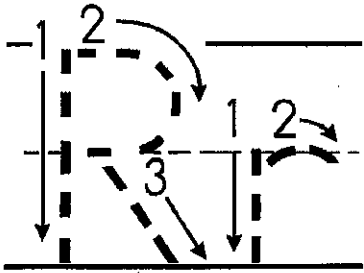
Letter

Name _____



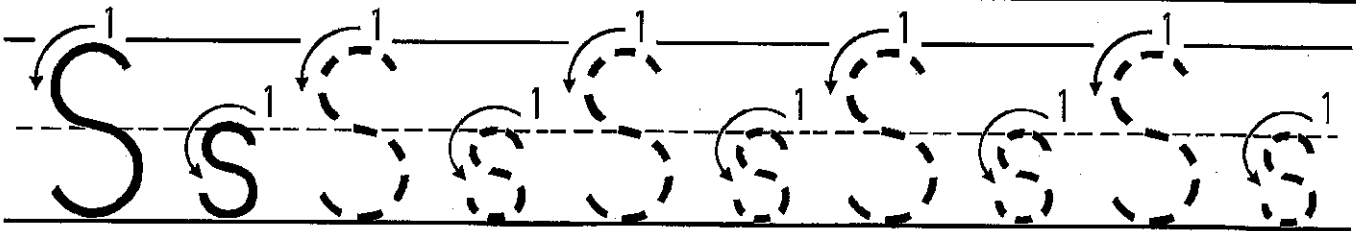
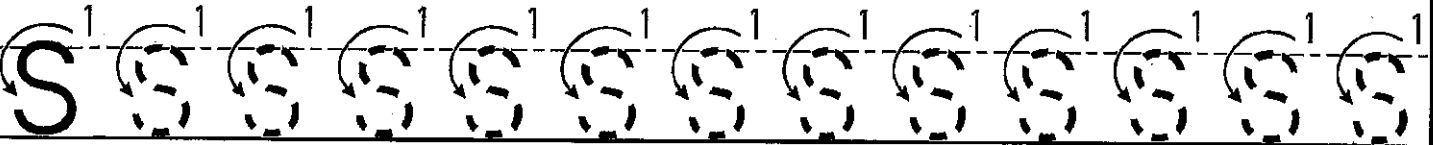
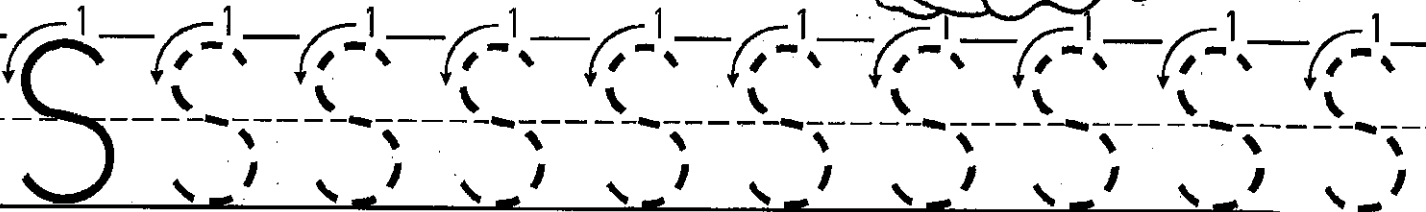

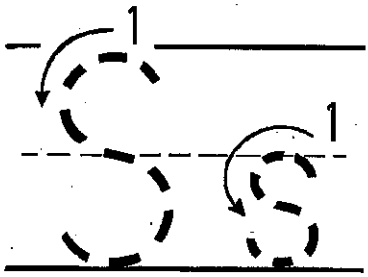
Letter

Name _____



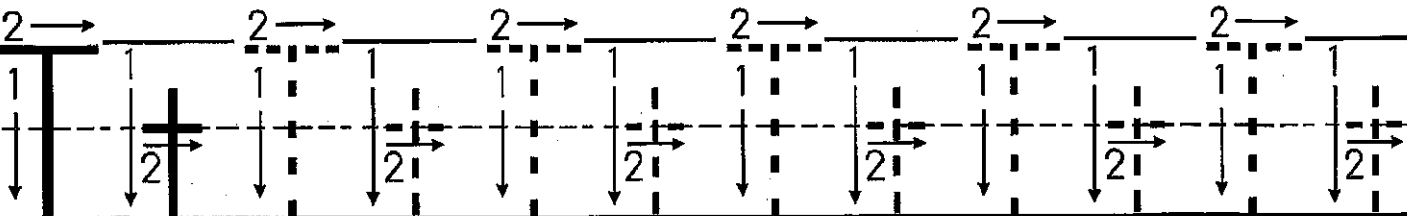
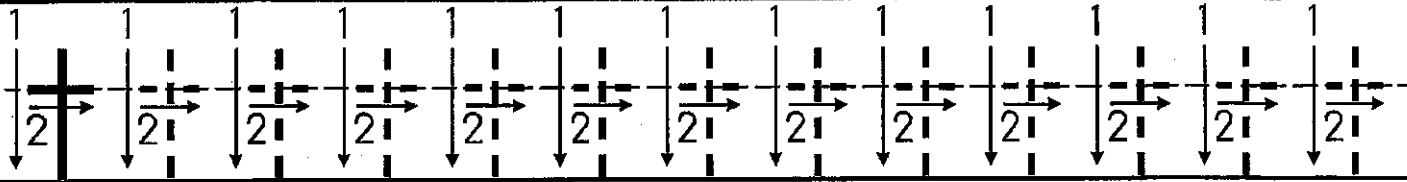
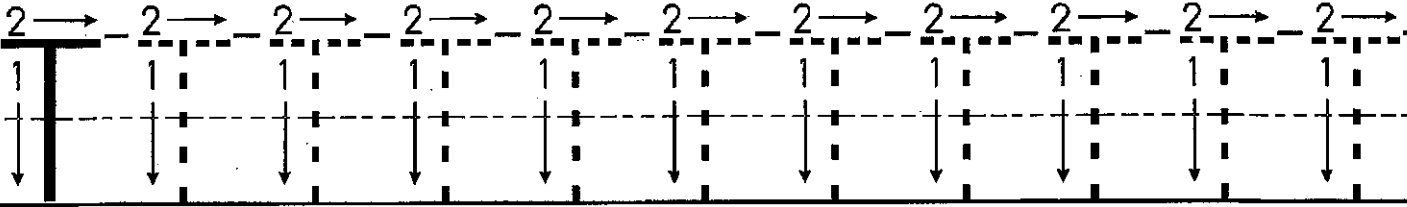

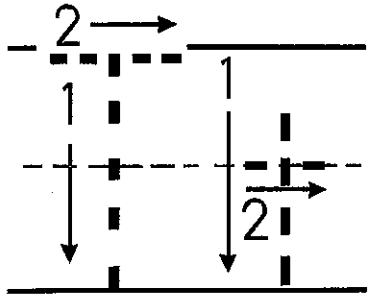
Letter

Name _____



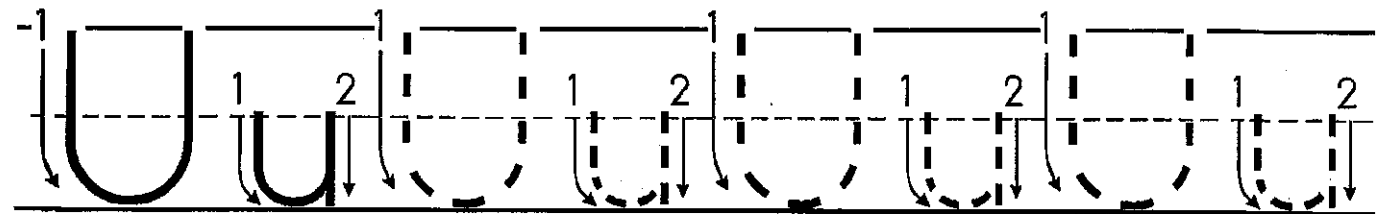
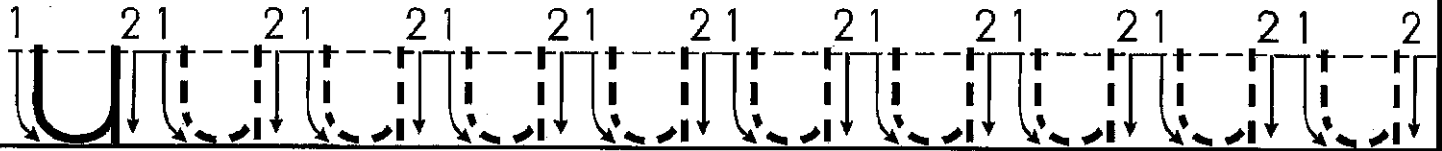
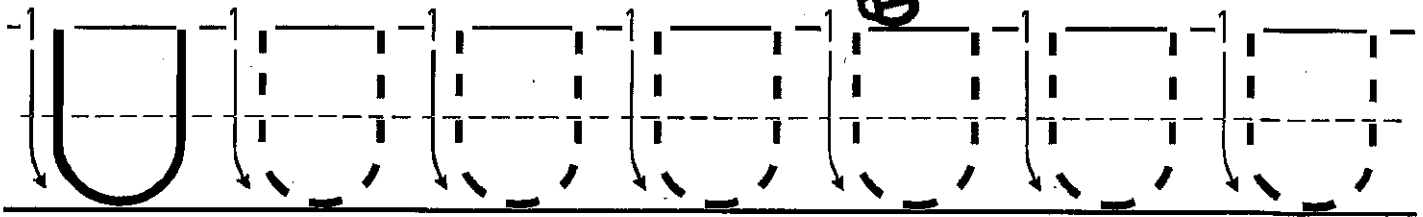
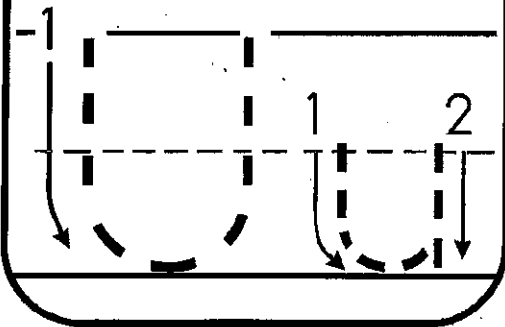
Letter

Name _____



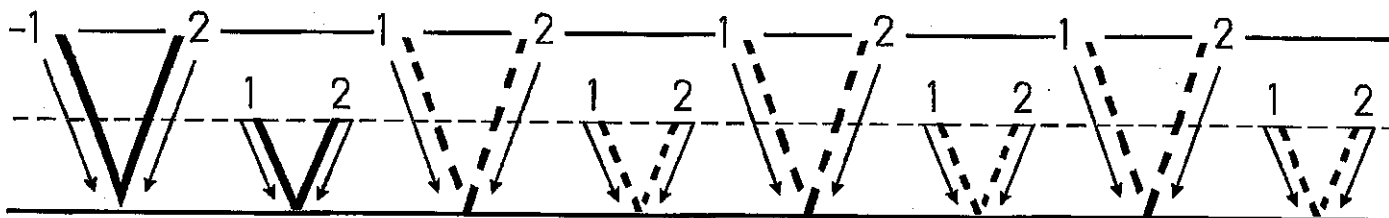
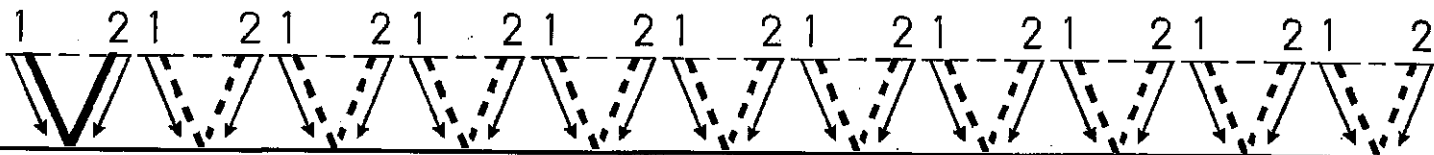
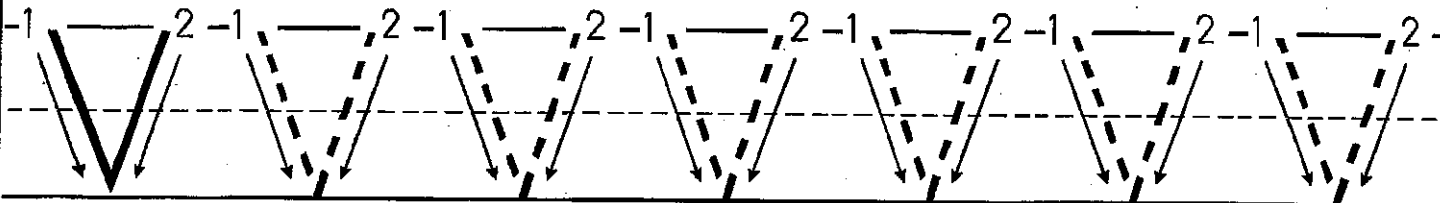
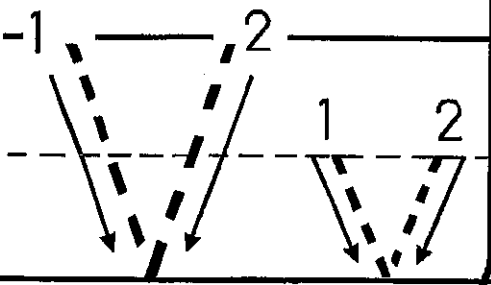
Letter

Name _____



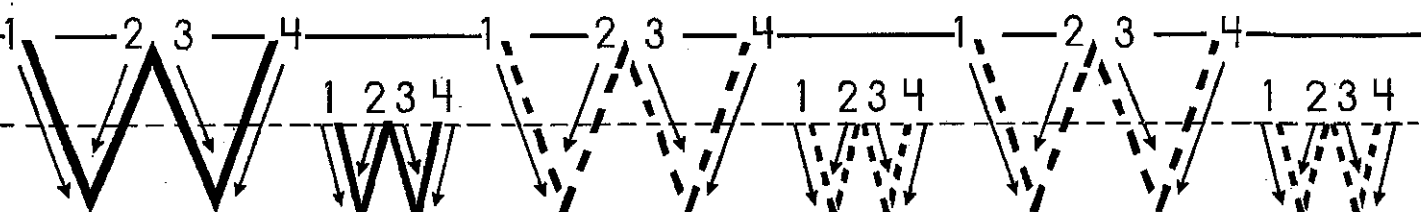
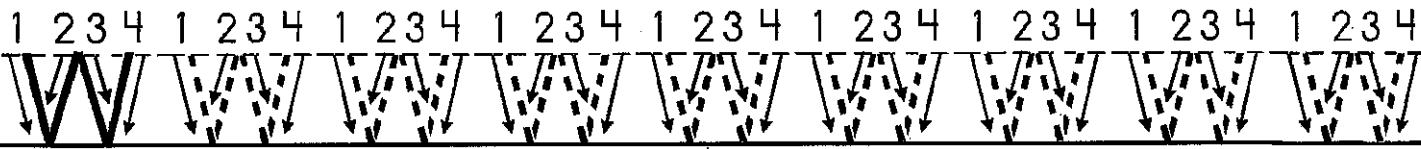
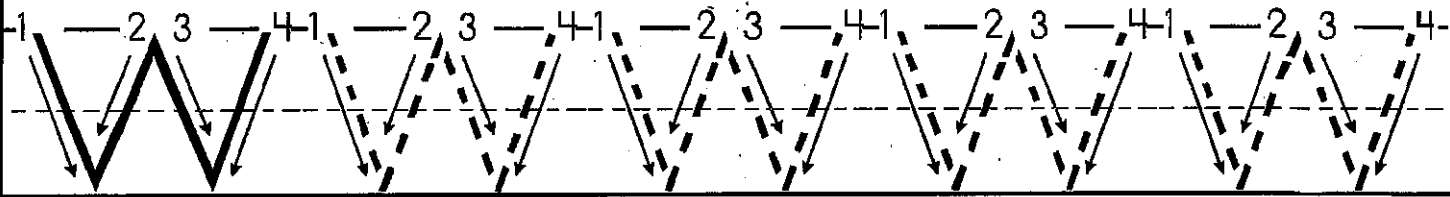

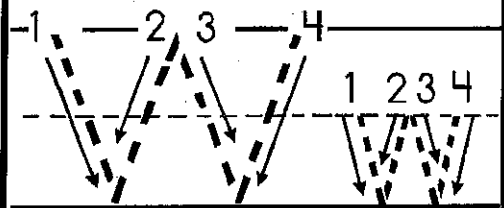
Letter

Name _____



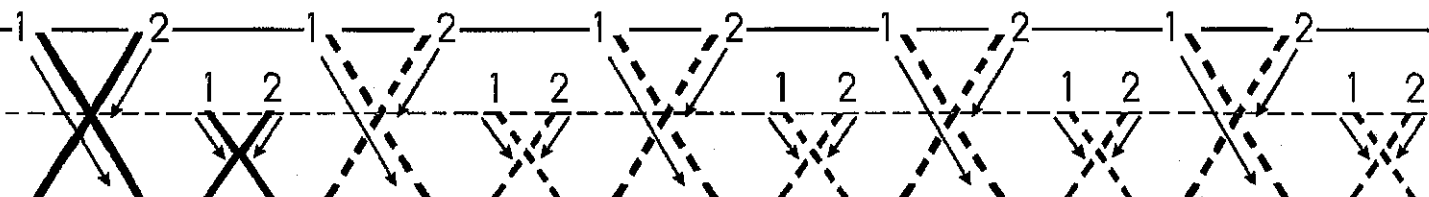
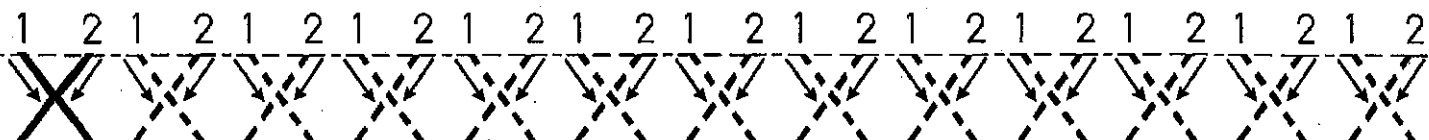
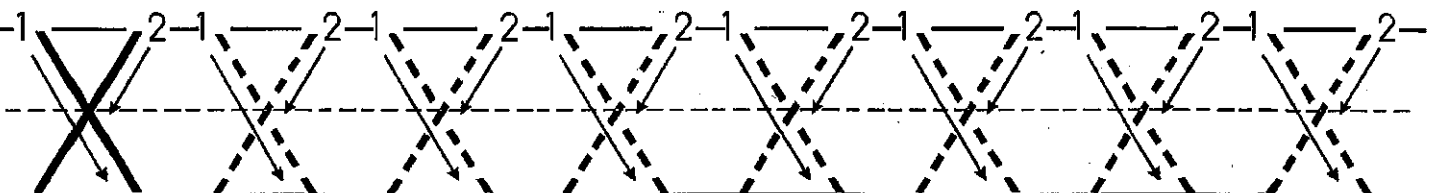
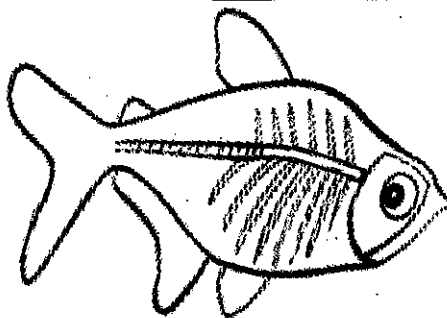
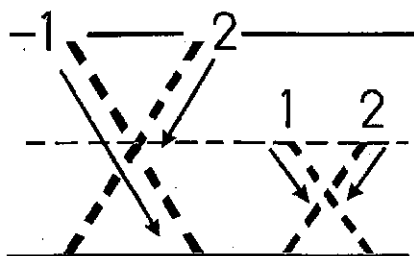
Letter

Name _____



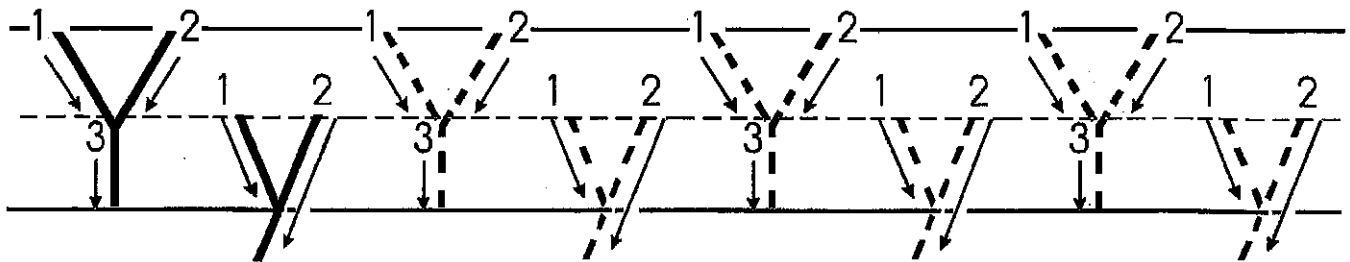
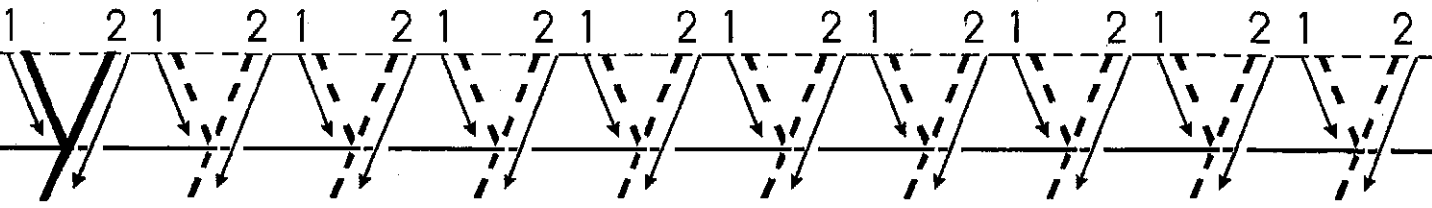
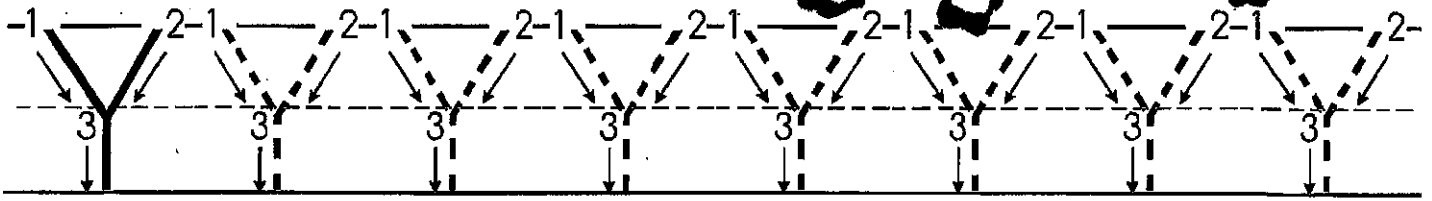
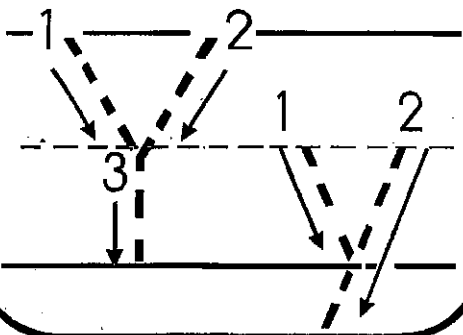

Letter

Name _____



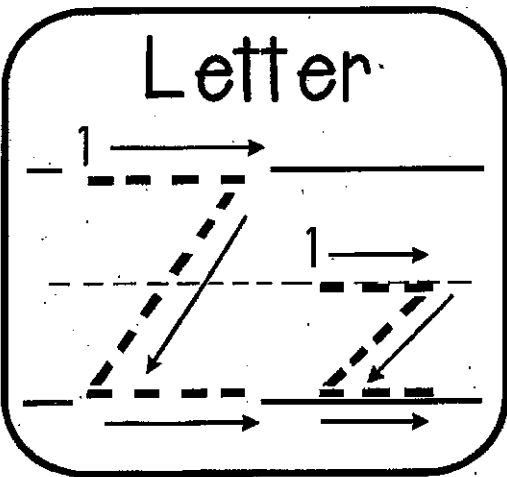
Letter

Name _____



Letter

Name



Tracing row 1: A row of seven uppercase 'Z's on handwriting lines. The first 'Z' is solid with stroke order arrows. The following six are dashed for tracing. Each has a '1' and arrow above the top horizontal stroke.

Tracing row 2: A row of ten uppercase 'Z's on handwriting lines. The first is solid with stroke order arrows. The remaining nine are dashed for tracing. Each has a '1' and arrow above the top horizontal stroke.

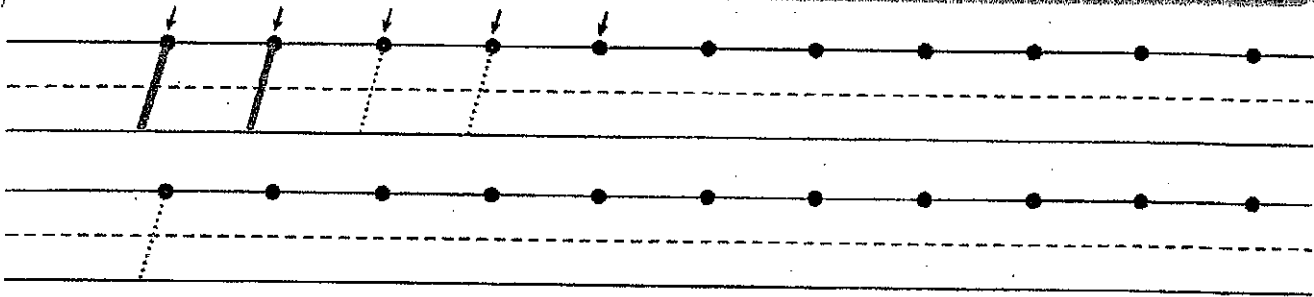
Tracing row 3: A row of seven lowercase 'z's on handwriting lines. The first 'z' is solid with stroke order arrows. The following six are dashed for tracing. Each has a '1' and arrow above the middle horizontal stroke.

Date _____

LESSON

1.4

Number Writing: 1



1

$1 + 0$



/

$2 - 1$

uno

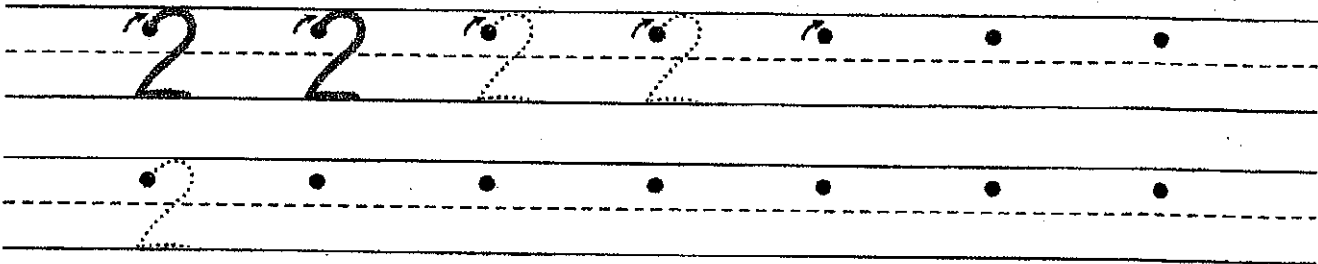
one

Draw a picture of 1 thing.

LESSON

1.4

Number Writing: 2



2

$1 + 1$



//

$3 - 1$

dos

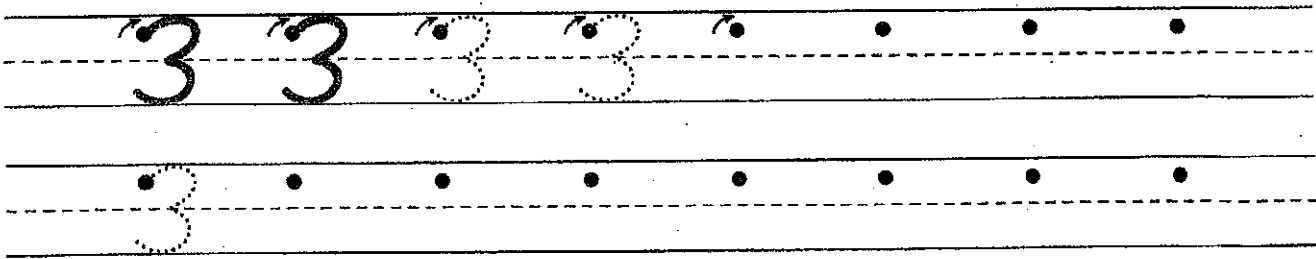
two


Draw a picture of 2 things.

Date _____

LESSON
1.7

Number Writing: 3

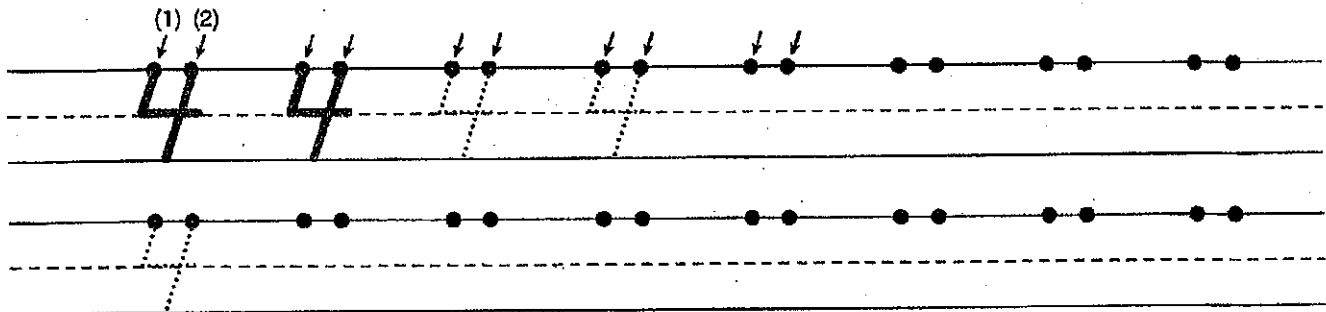



3	$2 + 1$	
///	$4 - 1$	
tres		three

Draw a picture of 3 things.

LESSON
1.7

Number Writing: 4



4	$3 + 1$	
////	$5 - 1$	
cuatro		four

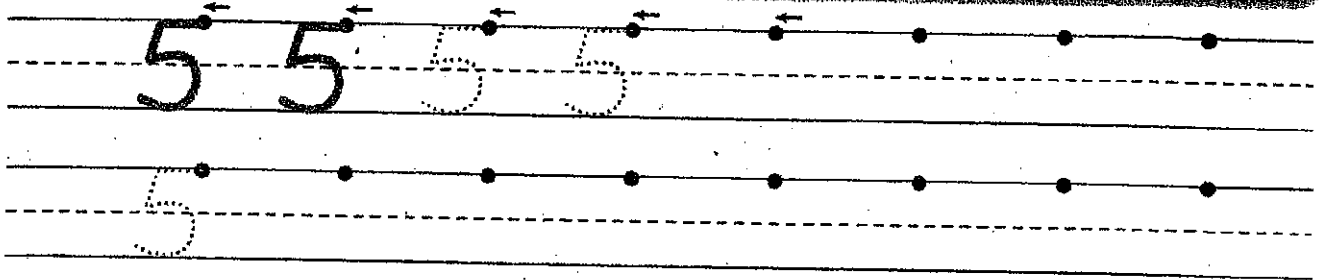
Draw a picture of 4 things.

Date _____

LESSON

1-9

Number Writing: 5



5

$4 + 1$



###

$6 - 1$

cinco

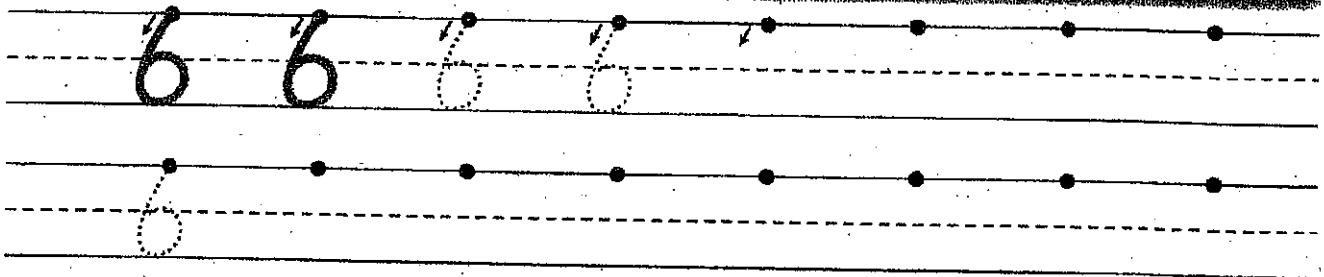
five

Draw a picture of 5 things.

LESSON

1-9

Number Writing: 6



6

$5 + 1$



/

$7 - 1$

seis

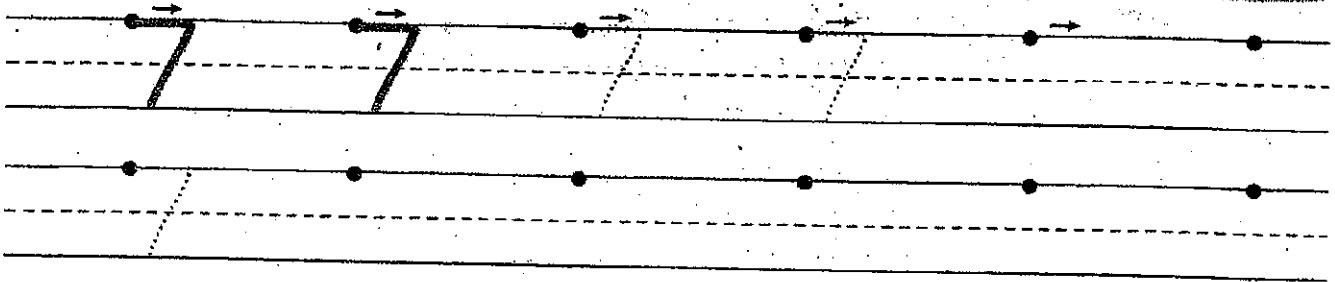
six

Draw a picture of 6 things.

Date _____

LESSON
2.2

Number Writing: 7



7

$6 + 1$



||

$8 - 1$


siete

seven

Draw a picture of 7 things.

LESSON
2.2

Number Writing: 8



8

$7 + 1$



|||

$9 - 1$

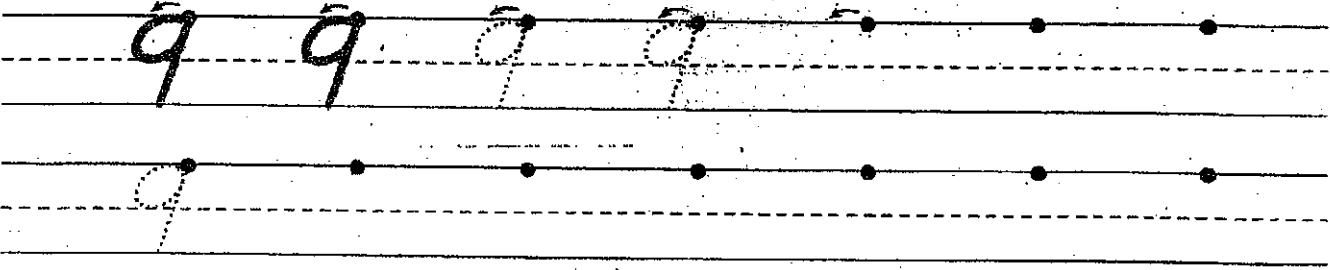
ocho

eight

Draw a picture of 8 things.


LESSON
2.4

Number Writing: 9



9

$8 + 1$



$10 - 1$

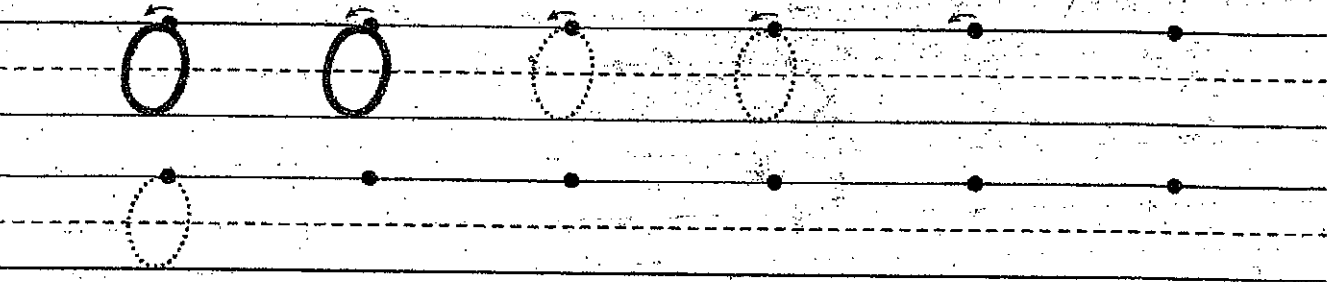
nueve

nine

Draw a picture of 9 things.

LESSON
2.4

Number Writing: 0



0

$0 + 0$



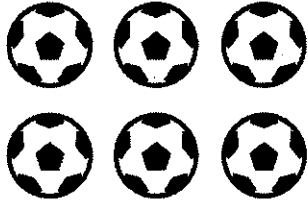

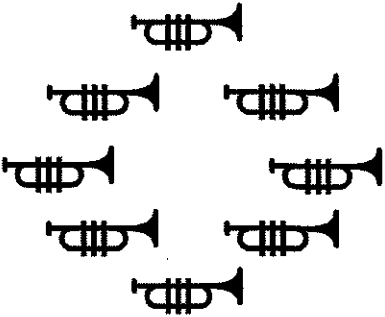






$1 - 1$

cero

zero


Counting

Count the pictures in each box and write the number.

 _____	 _____	 _____
 _____	 _____	 _____
 _____	 _____	 _____

Name: _____

Hundreds Chart



1	2	3	4	5	6	7	8	9	10
11	12	13	14	15	16	17	18	19	20
21	22	23	24	25	26	27	28	29	30
31	32	33	34	35	36	37	38	39	40
41	42	43	44	45	46	47	48	49	50
51	52	53	54	55	56	57	58	59	60
61	62	63	64	65	66	67	68	69	70
71	72	73	74	75	76	77	78	79	80
81	82	83	84	85	86	87	88	89	90
91	92	93	94	95	96	97	98	99	100

One More, One Less


Use the 100 Chart to help you solve these puzzles.



One Less

One More

6	7	8
---	---	---



	18	
--	----	--

	45	
--	----	--

	60	
--	----	--

	79	
--	----	--

	22	
--	----	--

	36	
--	----	--

	57	
--	----	--

	81	
--	----	--

	14	
--	----	--

	26	
--	----	--

	40	
--	----	--



	53	
--	----	--



	94	
--	----	--

	75	
--	----	--

	68	
--	----	--



Roll them & Add them!



1   $\boxed{1} + \boxed{3} = \boxed{4}$


2   $\boxed{} + \boxed{} = \boxed{}$


3   $\boxed{} + \boxed{} = \boxed{}$

4   $\boxed{} + \boxed{} = \boxed{}$

5   $\boxed{} + \boxed{} = \boxed{}$

6   $\boxed{} + \boxed{} = \boxed{}$

7   $\boxed{} + \boxed{} = \boxed{}$

8   $\boxed{} + \boxed{} = \boxed{}$