



# INCOMING KINDERGARTEN SUMMER PROJECT




## DIRECTIONS


1. Students will need to read a book and complete the handwriting and math task each week. Do not wait until the end of summer!
2. For the reading task, students may choose any book from the list below or use the book that is recommended for each week.
3. Summer projects are a graded assignment and are due by August 14th.
4. Students who turn projects in at Back to School Orientation will earn a dress down pass!
5. Questions about the summer projects can be directed to Nicole Spanbauer (nspanbauer@rivercityscience.org)

## BOOK LIST


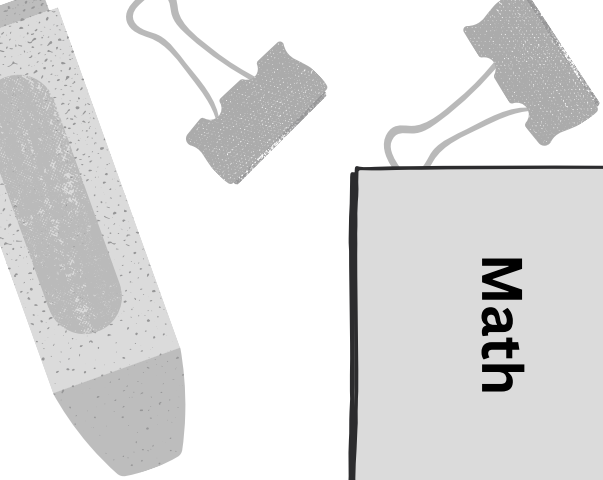
*FULL, FULL, FULL OF LOVE*, BY TRISH COOKE  
*OWL BABIES*, BY MARTIN WADDELL  
*THE KISSING HAND*, BY AUDREY PENN  
*ALL ABOUT MATTER*, BY MARI SCHUH  
*THE LITTLE ENGINE THAT COULD*, BY WATTY PIPER  
*YOU CAN DO IT, SAM*, BY AMY HEST  
*DIG, WAIT, LISTEN*, BY APRIL PULLEY SAYRE  
*BEAR SNORES ON*, BY KARMA WILSON  
*CITY LULLABY*, BY MARILYN SINGER  
*APPLES*, BY GAIL GIBBONS  
*MY FLORIDA ALPHABET*, BY ANNIE P. JOHNSON  
*FEATHERS FOR LUNCH*, BY LOIS EHLERT  
*WISH*, BY EMMA DODD  
*IS YOUR MAMA A LLAMA?*, BY DEBORAH GUARINO  
*WHAT I LIKE ABOUT ME!*, BY ALLIA ZOBEL NOLAN  
*GIRAFFES CAN'T DANCE*, BY GILES ANDREAE  
*ROSIE'S WALK*, BY PAT HUTCHINS  
*ALPHABET CITY*, BY STEPHEN T. JOHNSON  
*ALEXANDER AND THE TERRIBLE, HORRIBLE, NO GOOD, VERY BAD DAY*, BY JUDITH VIORST  
*BEA AT BALLET*, BY RACHEL ISADORA  
*BEAR FEELS SICK*, BY KARMA WILSON AND JANE CHAPMAN  
*BEN'S TRUMPET*, BY RACHEL ISADORA  
*MAKING FRIENDS*, BY FRED ROGERS  
*TODAY I FEEL SILLY AND OTHER MOODS THAT MAKE MY DAY*, BY JAMIE LEE CURTIS  
*DAVID'S DRAWINGS*, BY CATHRYN FALWELL




# Kindergarten Grade Summer Project Weekly Calendar




SUBJECT	WEEK 1 JUNE 5-11	WEEK 2 JUNE 12-18	WEEK 3 JUNE 19-25	WEEK 4 JUNE 20- JULY 2	WEEK 5 JULY 3-9
ELA	<b>Recommended Book:</b> <i>Owl Babies</i> , by Martin Wadell	<b>Recommended Book:</b> <i>The Kissing Hand</i> , by Audrey Penn	<b>Recommended Book:</b> <i>All About Matter</i> , by Mari Schuh	<b>Recommended Book:</b> <i>The Little Engine that Could</i> , by Watty Piper	<b>Recommended Book:</b> <i>You Can Do It, Sam</i> , by Amy Hest
	<b>Handwriting:</b> pages 7-9	<b>Handwriting:</b> pages 10-12	<b>Handwriting:</b> pages 13-15	<b>Handwriting:</b> pages 16-18	<b>Handwriting:</b> pages 19-21
Math	<b>Part 1:</b> The Number 1 (page 91) <b>Part 2:</b> Counting 1 (page 101)	<b>Part 1:</b> The Number 2 (page 92) <b>Part 2:</b> Counting 2 (page 102)	<b>Part 1:</b> The Number 3 (page 93) <b>Part 2:</b> Counting 3 (page 103)	<b>Part 1:</b> The Number 4 (page 94) <b>Part 2:</b> Counting 4 (page 104)	<b>Part 1:</b> The Number 5 (page 95) <b>Part 2:</b> Counting 5 (page 105)

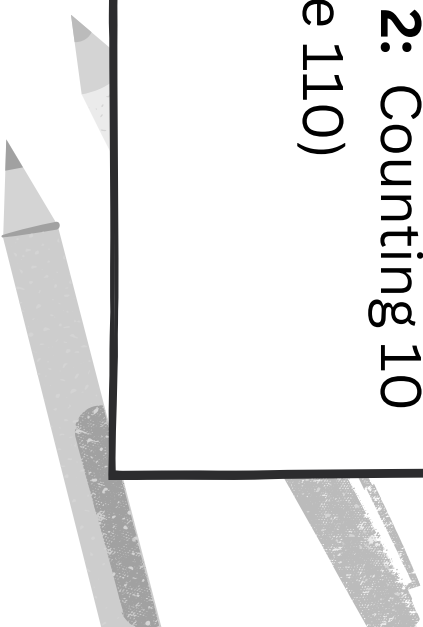
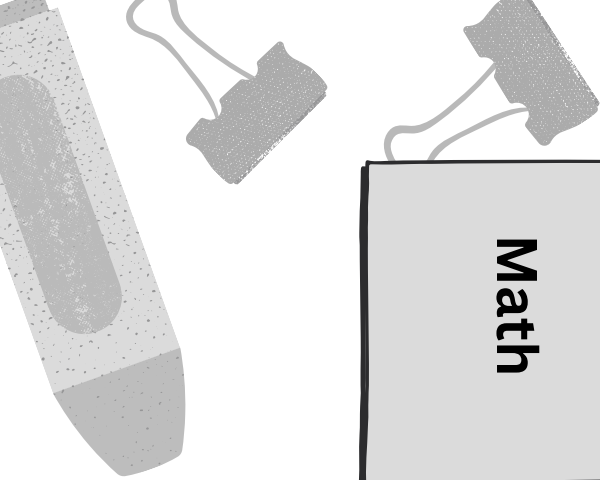




# Kindergarten Grade Summer Project Weekly Calendar



SUBJECT	WEEK 6 JULY 10-16	WEEK 7 JULY 17-23	WEEK 8 JULY 24-30	WEEK 9 JULY 31-AUGUST 6	WEEK 10 AUGUST 7-14
ELA	<b>Recommended Book:</b> <i>Dig, Wait, Listen</i> , by April Pulley Sayre	<b>Recommended Book:</b> <i>Bear Snores On</i> , by Karma Wilson	<b>Recommended Book:</b> <i>City Lullaby</i> , by Marilyn Singer	<b>Recommended Book:</b> <i>Apples</i> , by Gail Gibbons	<b>Recommended Book:</b> <i>Feathers for Lunch</i> , by Lois Ehlert
	<b>Handwriting:</b> pages 22-24	<b>Handwriting:</b> pages 25-27	<b>Handwriting:</b> pages 28-30	<b>Handwriting:</b> pages 31-33	<b>Handwriting:</b> pages 34-36
Math	<b>Part 1:</b> The Number 6 (page 96) <b>Part 2:</b> Counting 6 (page 106)	<b>Part 1:</b> The Number 7 (page 97) <b>Part 2:</b> Counting 7 (page 107)	<b>Part 1:</b> The Number 8 (page 98) <b>Part 2:</b> Counting 8 (page 108)	<b>Part 1:</b> The Number 9 (page 99) <b>Part 2:</b> Counting 9 (page 109)	<b>Part 1:</b> The Number 10 (page 100) <b>Part 2:</b> Counting 10 (page 110)





# The Number 1

Trace then write each number and number word.




Draw one of your favorite toys!



# Counting 1

**TRACE** the number 1.



**WRITE** the number 1.

Three sets of empty three-line grids (top red, middle dashed blue, bottom red) for writing practice.

**CIRCLE** 1 ball.



# The Number 2

Trace then write each number and number word.



Draw two of your favorite fruits!





# Counting 2


**TRACE** the number 2.



**WRITE** the number 2.

Three sets of handwriting practice lines, each consisting of a solid top line, a dashed middle line, and a solid bottom line.

**CIRCLE** 2 bees.





# The Number 3

Trace then write each number and number word.



Draw three things you like to play in the summertime!

# Counting 3




**TRACE** the number 3.



**WRITE** the number 3.

Three sets of handwriting practice lines. Each set consists of a solid top line, a dashed middle line, and a solid bottom line, providing space for writing the number 3.



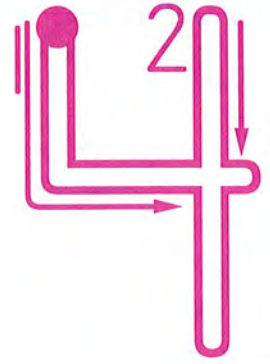
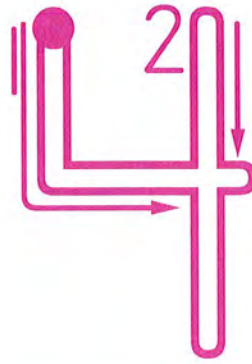
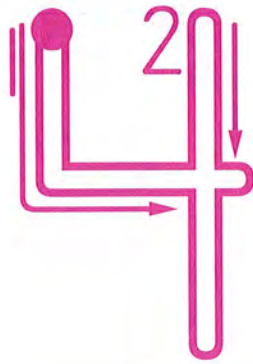
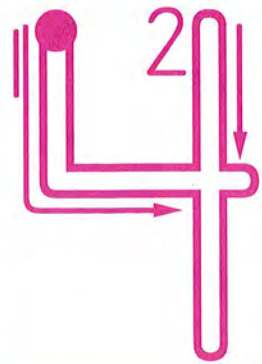
**CROSS** out 3 apples.





# The Number 4

Trace then write each number and number word.

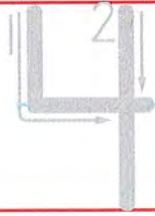
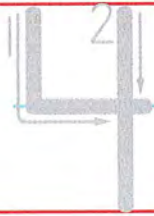
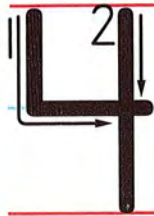


Draw four things you like to play with outside!



# Counting 4

**TRACE** the number 4.



**WRITE** the number 4.

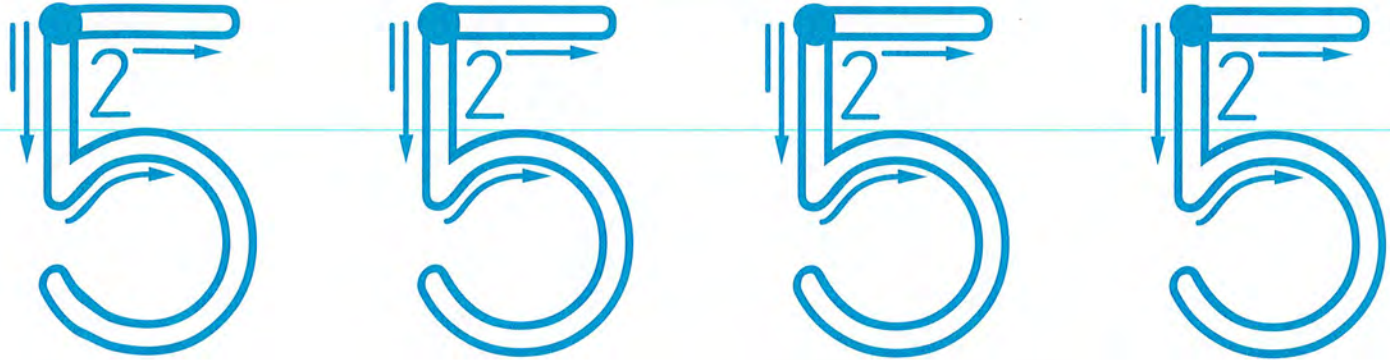
Three sets of handwriting practice lines, each consisting of a top solid red line, a middle dashed blue line, and a bottom solid red line.

**COLOR** 4 stars.



# The Number 5

Trace then write each number and number word.



Draw five of your favorite shapes!

A large, empty rectangular box with a blue border, intended for drawing five favorite shapes.



# Counting 5

**TRACE** the number 5.



**WRITE** the number 5.

Handwriting practice lines consisting of three horizontal lines (top, middle dashed, bottom) repeated five times.

**CIRCLE** 5 flowers.






# The Number 6

Trace then write each number and number word.



Draw six of your favorite foods!



# Counting 6

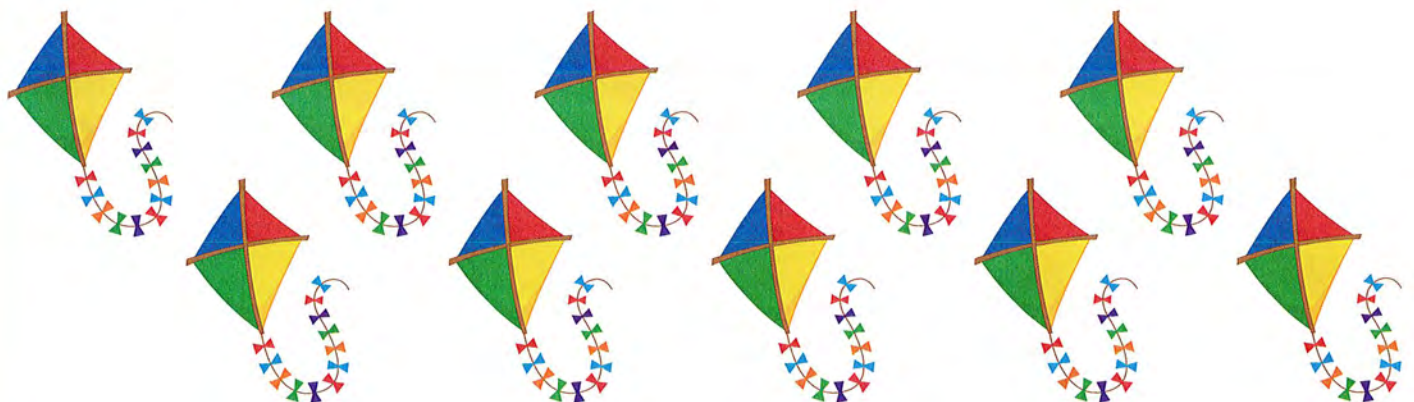
**TRACE** the number 6.



**WRITE** the number 6.

Three sets of handwriting practice lines, each consisting of a solid top line, a dashed middle line, and a solid bottom line, for writing the number 6.

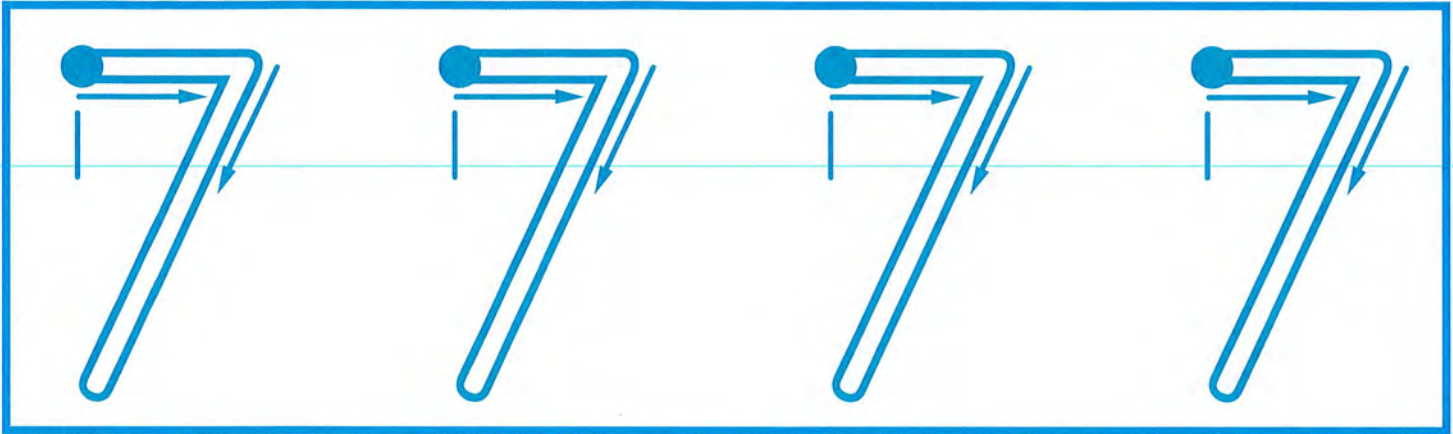
**CIRCLE** 6 kites.






# The Number 7

Trace then write each number and number word.

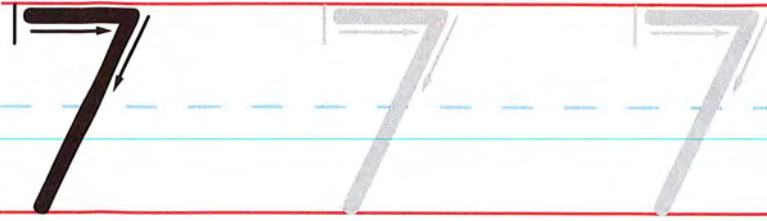


Draw seven different animals!



# Counting 7

**TRACE** the number 7.



**WRITE** the number 7.

Three sets of handwriting practice lines, each consisting of a top solid red line, a middle dashed blue line, and a bottom solid red line.

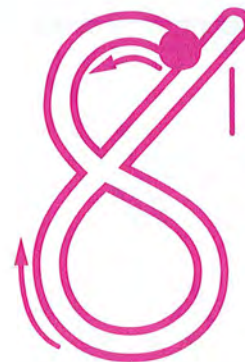
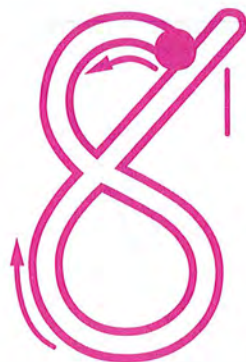
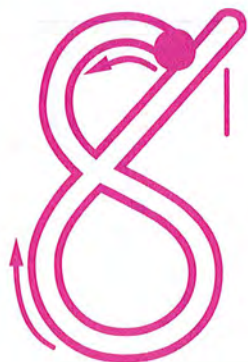
**DRAW** a box around 7 ice cream cones.






# The Number 8

Trace then write each number and number word.



Draw eight colorful flowers!



# Counting 8


**TRACE** the number 8.



**WRITE** the number 8.

Two sets of handwriting practice lines. Each set consists of a solid top line, a dashed middle line, and a solid bottom line, providing space for writing the number 8.

**CIRCLE** 8 ladybugs.





# The Number 9

Trace then write each number and number word.



Draw nine make-believe bugs!

# Counting 9

**TRACE** the number 9.



**WRITE** the number 9.

Two sets of handwriting practice lines. Each set consists of a solid top line, a dashed middle line, and a solid bottom line, providing space for writing the number 9.




**CIRCLE** 9 dogs.





# The Number 10

Trace then write each number and number word.

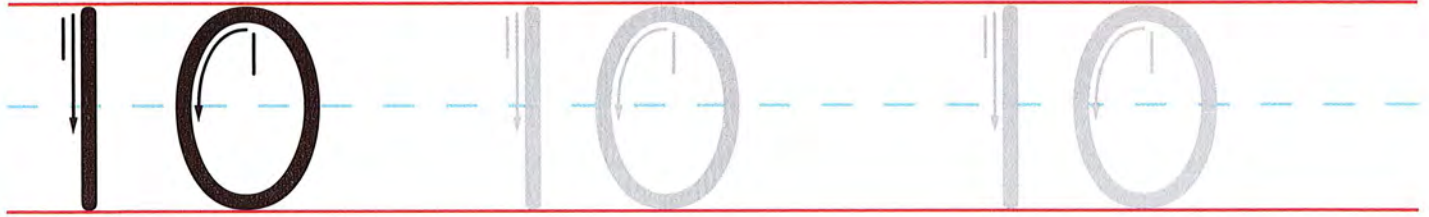


Draw ten things related to sports!



# Counting 10

**TRACE** the number 10.



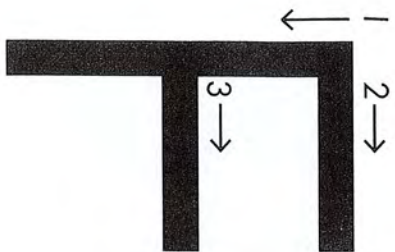
**WRITE** the number 10.

Two sets of handwriting practice lines. Each set consists of a top solid red line, a middle dashed blue line, and a bottom solid red line, providing space for writing the number 10.

**DRAW** a box around 10 umbrellas.








Trace F.

F



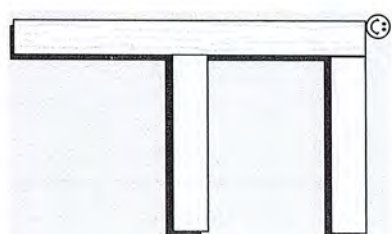
BIG LINE

F



+ LITTLE LINE

F



+ LITTLE LINE

F

Copy F.

F

F

F

F

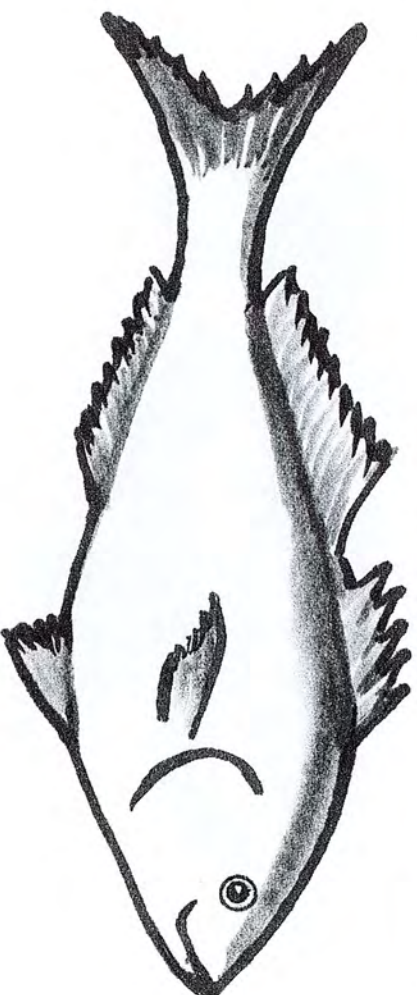
F

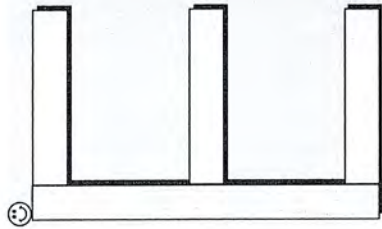
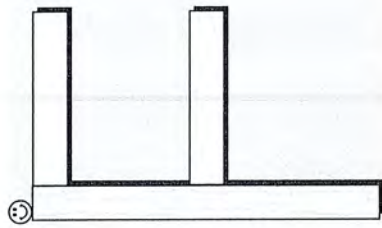

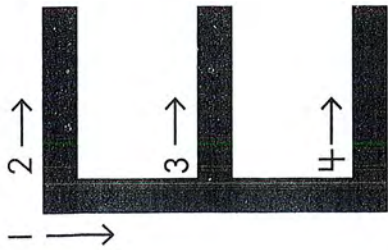
F

F

F

FISH





BIG LINE

+ LITTLE LINE

+ LITTLE LINE

+ LITTLE LINE

Trace E.

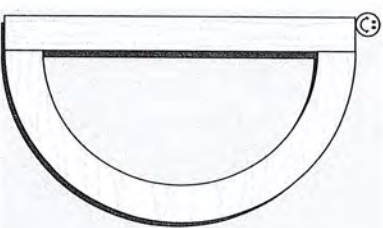



Copy E.



EAGLE





BIG LINE

+ BIG CURVE

Trace D.

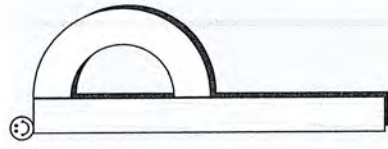
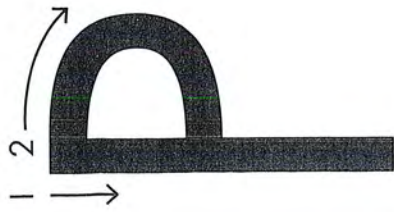


Copy D.



DOLPHIN





BIG LINE

+ LITTLE CURVE


Trace P.



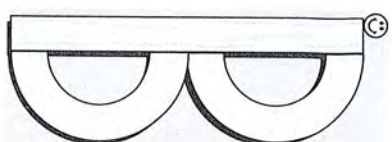

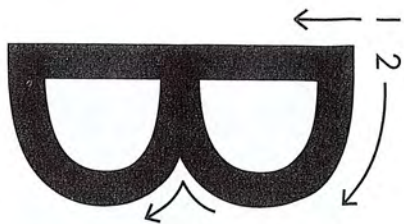
Copy P.



PIG







BIG LINE

+ LITTLE CURVE

+ LITTLE CURVE

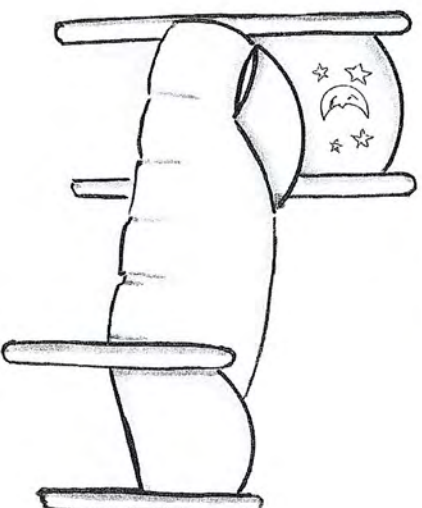
Trace B.

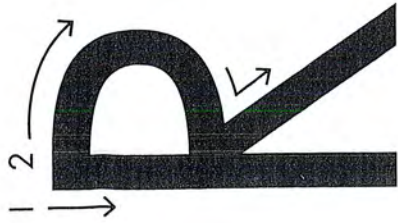


Copy B.




BED






BIG LINE



+ LITTLE CURVE



+ LITTLE LINE

Trace R.



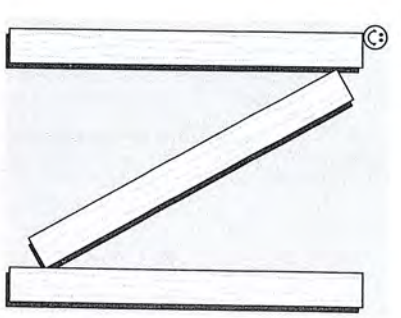
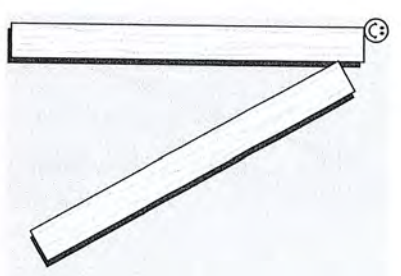
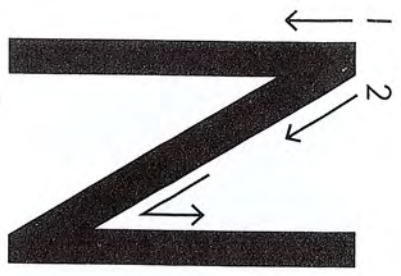
Copy R.



# RAINBOW









BIG LINE



+ BIG LINE

+ BIG LINE

Trace N.

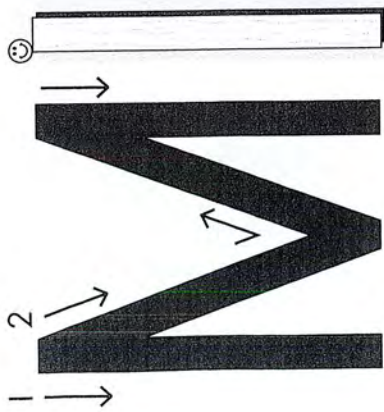


Copy N.






NEST



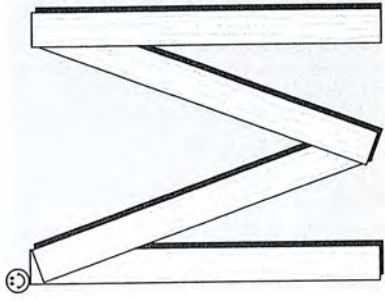
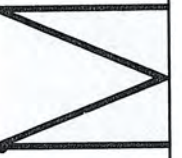
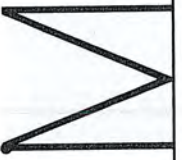




BIG LINE

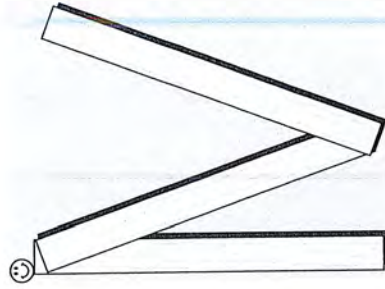
Trace M.




Copy M.



+ BIG LINE



+ BIG LINE



+ BIG LINE



MONKEY



F



f



ff



ff



D



d



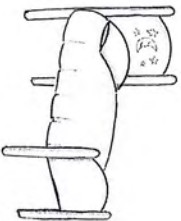
P



p



B



b



R



r



N



n



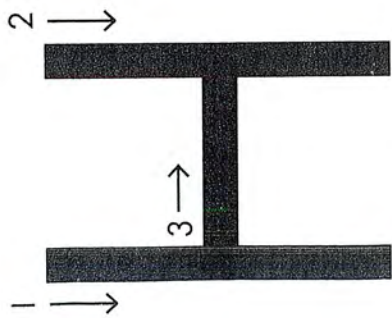


M



m






+ LITTLE LINE


+ BIG LINE

BIG LINE

Trace H.



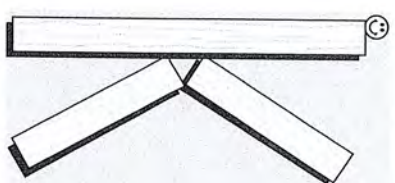
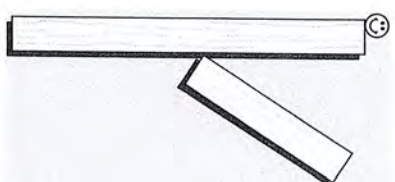
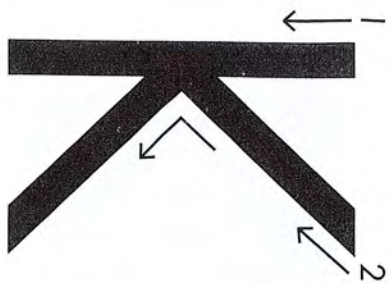
Copy H.



HORSE









BIG LINE

+ LITTLE LINE

+ LITTLE LINE

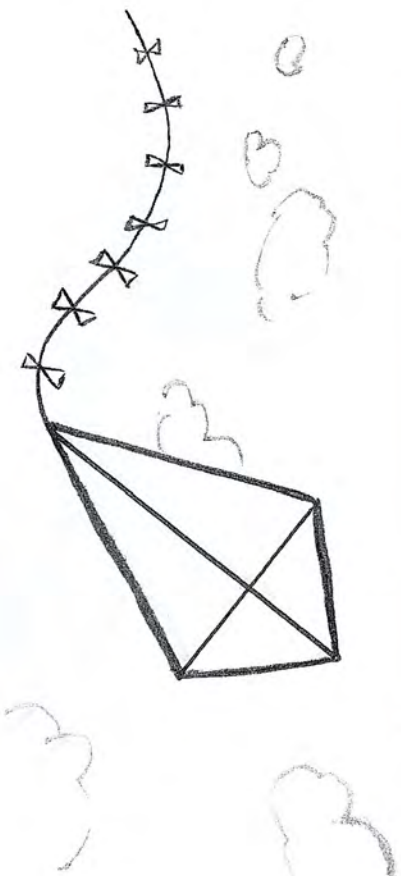
Trace K.




Copy K.



KITE

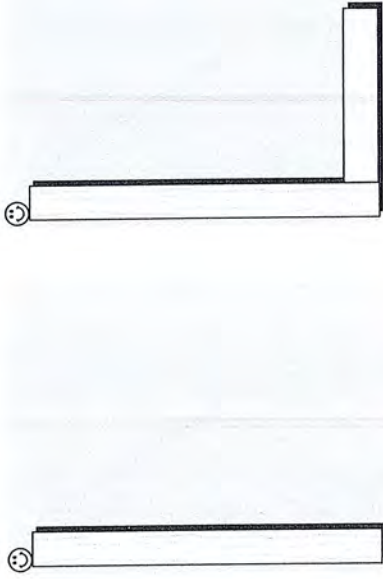




Trace L.




Copy L.



BIG LINE



+ LITTLE LINE



LION





U

**Note:** We do not use Wood Pieces to teach this letter.

Trace U.

U

U

U

U

U

U

U

U

BIG LINE + TURN + BIG LINE

Copy U.

U

U

U

U

U

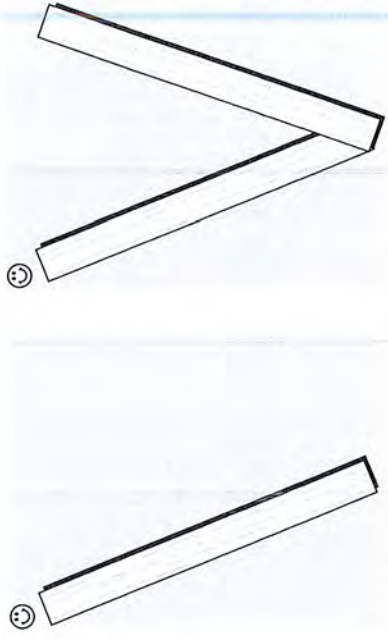

U

U

U

UNICORN





BIG LINE + BIG LINE

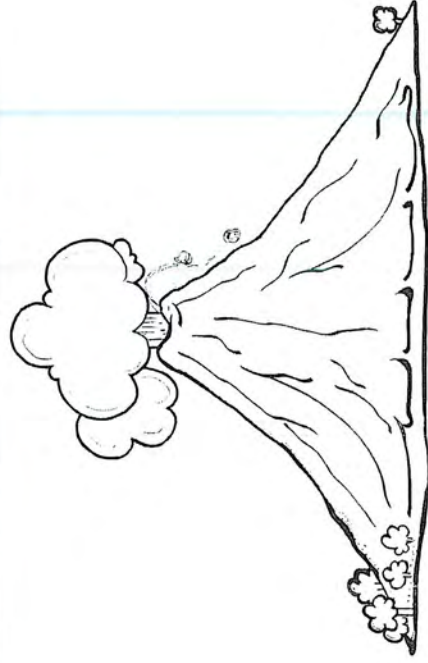
Trace V.



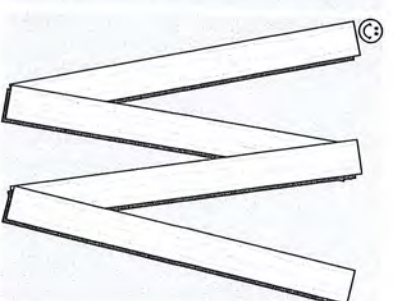
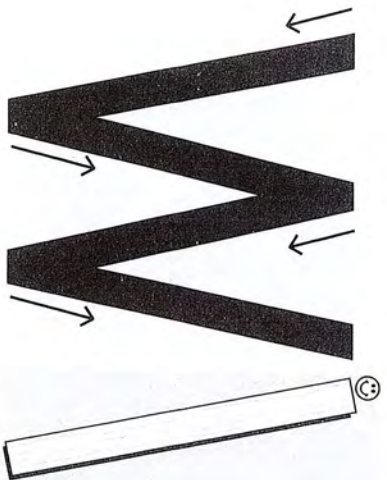
Copy V.



# VOLCANO







BIG LINE

+ BIG LINE

+ BIG LINE

+ BIG LINE


Trace W.

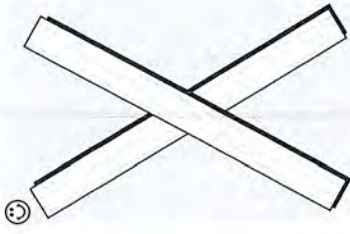



Copy W.



WINDOW






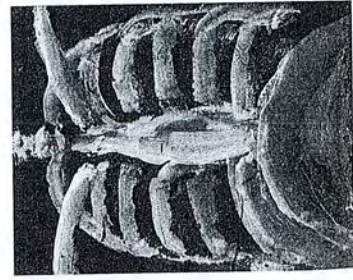
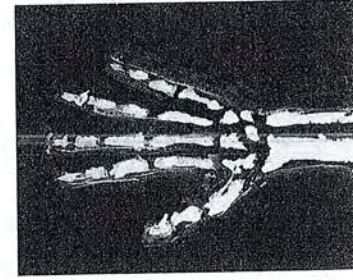
BIG LINE

+ BIG LINE

Trace X.

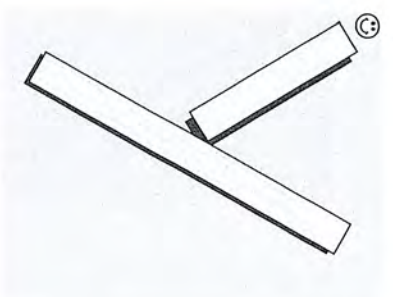
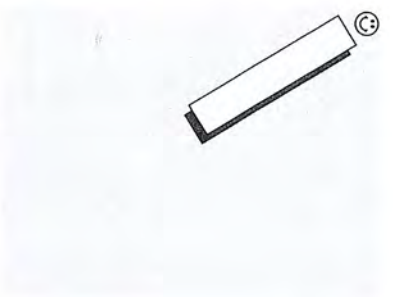



Copy X.



# X-RAYS





LITTLE LINE

+ BIG LINE

Trace Y.

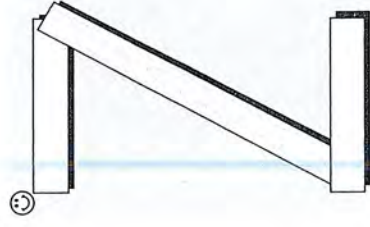
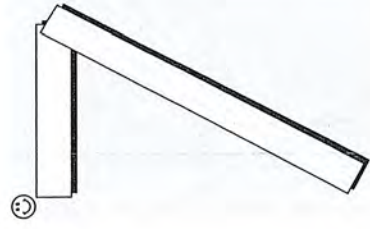
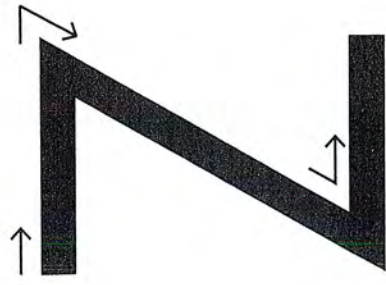


Copy Y.



YELLOW





LITTLE LINE

+ BIG LINE

+ LITTLE LINE

Trace Z.



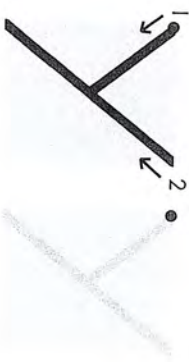
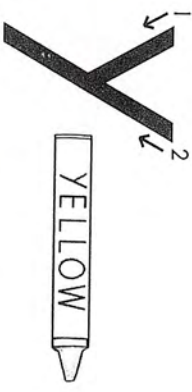
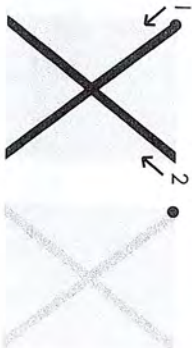
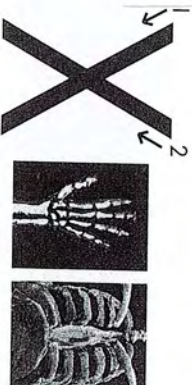
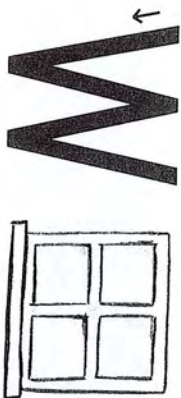
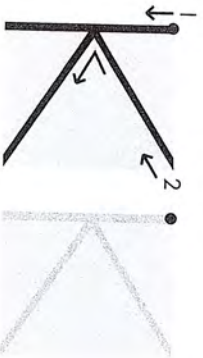
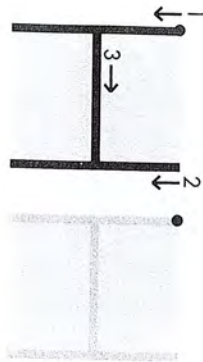
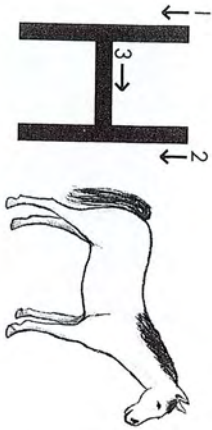
Copy Z.



ZEBRA







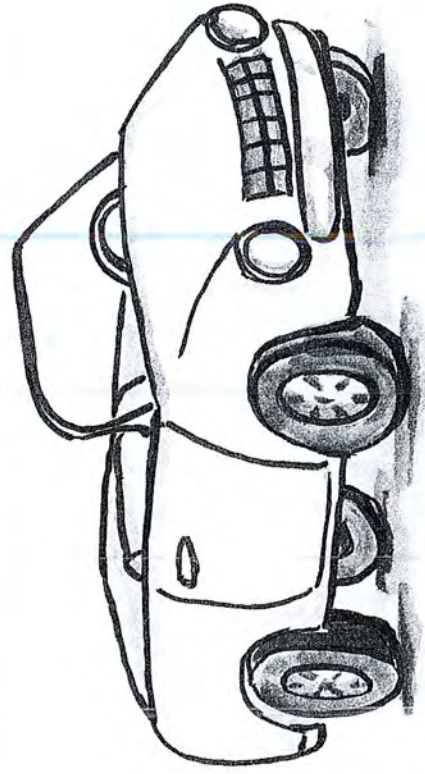



BIG CURVE

Trace C.




Copy C.

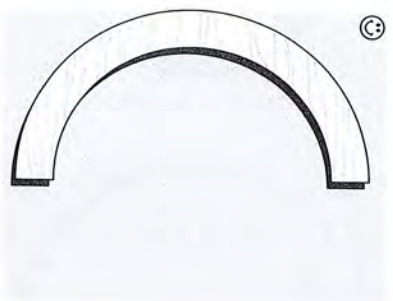


CAR

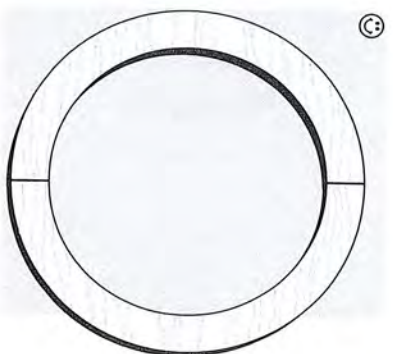




Trace O.



BIG CURVE



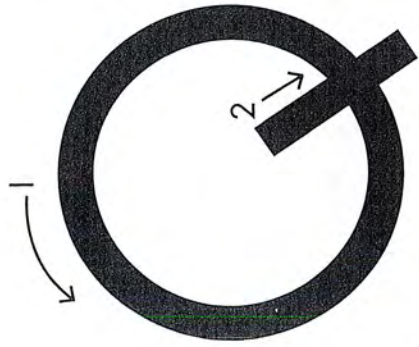
+ BIG CURVE

Copy O.

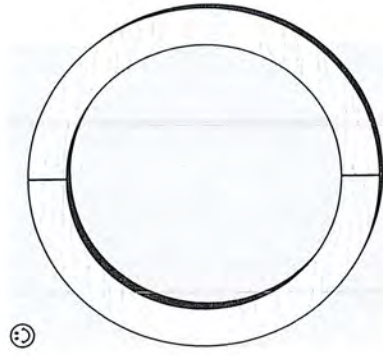


OCTOPUS

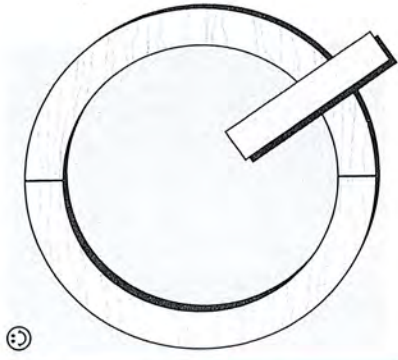




BIG CURVE



+ BIG CURVE



+ LITTLE LINE

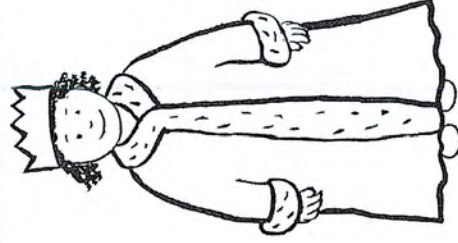
Trace Q.



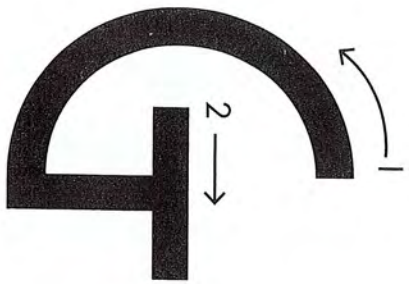
Copy Q.



# QUEEN



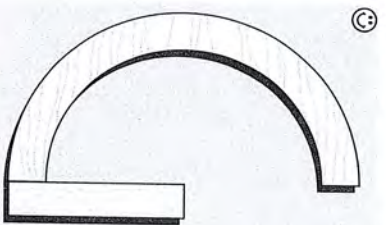




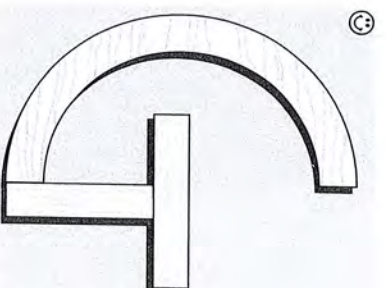
Trace G.



BIG CURVE



+ LITTLE LINE



+ LITTLE LINE



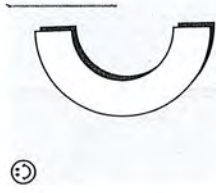
Copy G.



GOAT



S



LITTLE CURVE + LITTLE CURVE

Trace S.

S



S



S



S



Copy S.


S



S




S



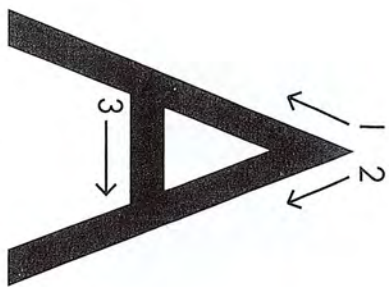
S




SAW



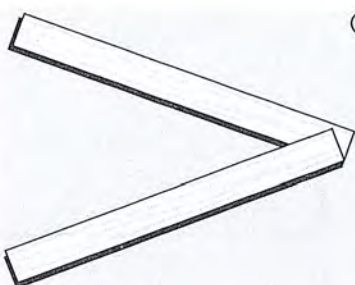




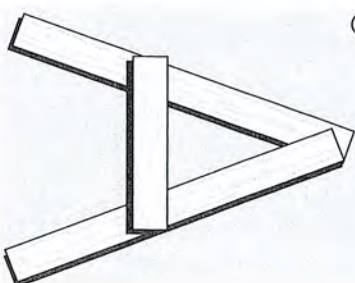
Trace A.



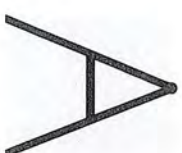
BIG LINE



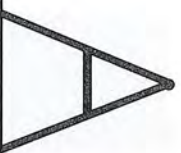
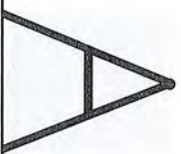
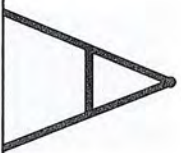
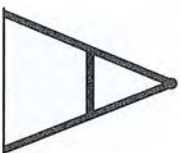
+ BIG LINE



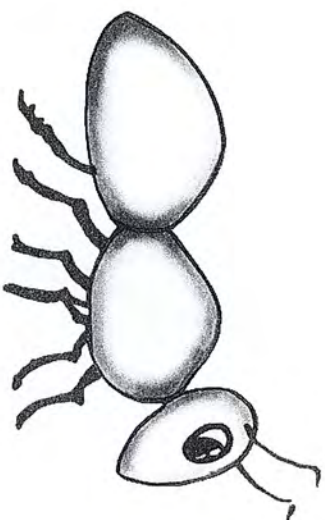
+ LITTLE LINE




Copy A.



ANT







Trace I.




Copy I.



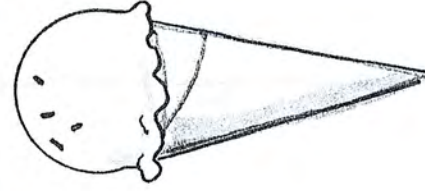
BIG LINE



+ LITTLE LINE




+ LITTLE LINE

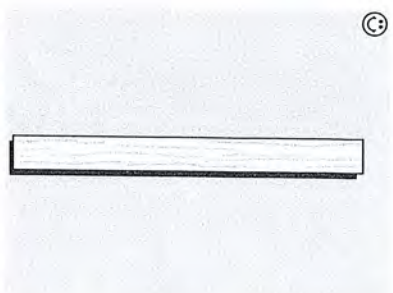





# ICE CREAM

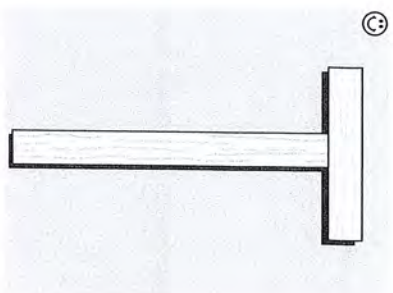




Trace T.






BIG LINE



+ LITTLE LINE

Copy T.



TIGER



2 →  
1 ↓

**Note:** We do not use Wood Pieces to teach this letter.

Trace J.

J

J

J

J

J

J

J

J

Copy J.

J

J

J

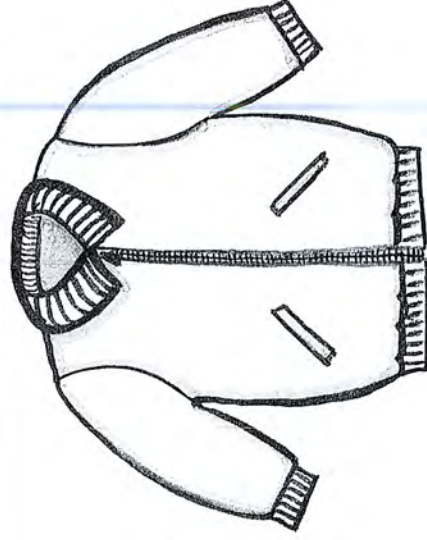
J

J

J

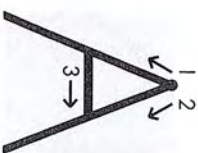
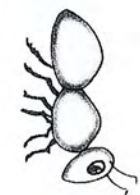
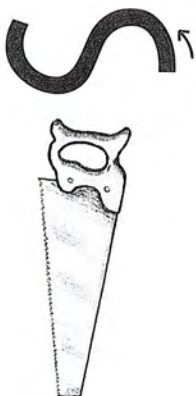
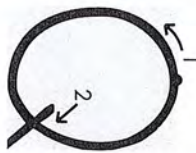
J

J



JACKET





# CAPITALS FOR ME

Start on the dot. Trace the capitals.



A



B



C



D



E



F



G



H



I



J



K



L



M



N



O



P



Q




R



S



T



U



V



W



X



Y



Z

